



# WINNER<sup>®</sup>

blinds that win it all



WIN CLIMATIC<sup>®</sup>  
S200



WIN CLIMATIC<sup>®</sup>



WIN CLIMATIC<sup>®</sup>  
SLIDE



WIN RAIN<sup>®</sup>



WIN SCREEN<sup>®</sup>



WIN GLASS<sup>®</sup>



WIN PANELS<sup>®</sup>

CATALOGUE 2023

# TABLE OF CONTENTS



---

WIN CLIMATIC PERGOLA .....	4-7
PERGOLA MODELS AND CONFIGURATION .....	8-21
ACCESORIES, EXTRAS, WIN GLASS, WIN SCREEN & WIN PANELS .....	23-28
WIN CLIMATIC COLOUR PALETTE .....	30
ADDITIONAL INFORMATION AND TEST RESULTS .....	31
INNOVATIVE SOLUTIONS USED IN WIN CLIMATIC PERGOLAS .....	34-35



---

WIN CLIMATIC S200 PERGOLA .....	37-38
PERGOLA MODELS AND CONFIGURATION .....	40-42
ACCESORIES, EXTRAS, WIN GLASS, WIN SCREEN & WIN PANELS .....	43-44
WIN CLIMATIC S200 COLOUR PALETTE .....	45



---

WIN CLIMATIC SLIDE PERGOLA .....	46-48
PERGOLA CONFIGURATION .....	49-51
ACCESORIES, EXTRAS, WIN GLASS, WIN SCREEN & WIN PANELS .....	52-53
WIN CLIMATIC SLIDE COLOUR PALETTE .....	54
ADDITIONAL INFORMATION AND TEST RESULTS .....	55



---

WIN RAIN PERGOLA .....	56-57
PERGOLA CONFIGURATION .....	58-59
ACCESORIES, EXTRAS, WIN GLASS, WIN SCREEN & WIN PANELS .....	60-62
WIN RAIN COLOUR PALETTE .....	64
FABRICS COLOURS .....	65
ADDITIONAL INFORMATION AND TEST RESULTS .....	66



---

EXTERNAL SCREEN BLINDS - WIN SCREEN .....	68-72
PERGOLA MODELS AND CONFIGURATION .....	73
RZ-89 ZIP .....	74-75
RZ-103 ZIP .....	76-77
RZ-131 ZIP .....	78-79
RZP-131 ZIP / STD / L .....	80-81
RZ-89/103/131 STD .....	82-83
RZ-89/103/131 L .....	84-85
CASING COLOURS .....	86
FABRICS COLLECTION AND COLOURS .....	87-89
MOTORS / CONTROLS / AUTOMATION .....	90



---

WIN GLASS SYSTEM .....	92-93
ONE SIDED, TWO SIDED SLIDING .....	94-96
BASIC INFORMATION .....	97
COLOURS .....	98



---

WIN PANELS SYSTEM .....	102-103
WIN PANELS TECHNICAL DATA .....	104-105
WIN PANELS COLOUR PALETTE .....	106



# PERGOLA



## WIN CLIMATIC

Revolutionary and innovative, fully automated terrace roofing. Thanks to the use of most modern technological solutions, WIN CLIMATIC is simply the best solution for all gardens and terraces, both in private homes and commercial spaces.

### Full control

The roof consists of aluminium louvres controlled in the range from 0° to 135°, allowing full control over sunlight and protection against precipitation. Thanks to the use of most modern technologies, the entire pergola and accessories can be controlled with a smartphone or tablet from anywhere in the world.

### Durability

WIN CLIMATIC is made of the highest quality extruded aluminium and stainless steel, making it an all-year-round product with extraordinary resistance to external conditions. Unrivalled snow resistance - up to 5000kg for the maximum size of the pergola.

### Functionality and innovativeness

WIN CLIMATIC offers an amazing possibility to integrate the most technically advanced accessories and fully automate the pergola. Most modern and integrated LED lighting, weather sensors, heaters and audio system controlled via Bluetooth are just some of many available solutions.

### Security and privacy


Possibility to cover all pergola's sides with modern WIN SCREEN blinds, WIN GLASS sliding glass panels and WIN PANELS providing extra protection against all weather conditions, insects and significantly increasing privacy.

### Aesthetics

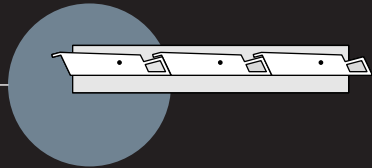
Thanks to its amazing aesthetic values, WIN CLIMATIC will be a great addition for every outdoor space. Hidden screw connections, very rich colours offer and impressive product finish are fully capable of meeting even the most demanding expectations.








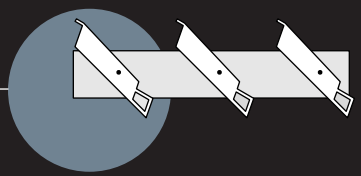
0°





Thanks to the built-in electric motor, it's possible to automatically control the roof louvres in the range from 0° to 135°.



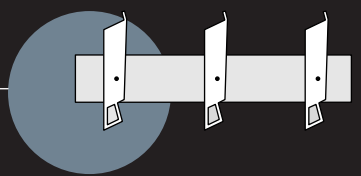
45°



Internal louvres polystyrene filling - minimises rain noise and provides additional insulation in hot and cold days.



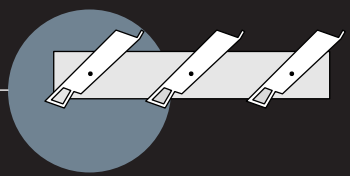
90°



Thanks to the use of the smart control panel, it's possible to control the pergola and all additional accessories with a smartphone or tablet.



135°



## WIN SCREEN BLINDS

Thanks to the optional use of modern WIN SCREEN blinds, system gains additional benefits of better protection against sunlight, insects, enhanced privacy and improved thermal properties. Very rich colours palette matching pergola's structure and impressive blinds sizes - up to 7000mm

## WIN GLASS PANELS

WIN GLASS is an amazing combination of optimal visual and thermal comfort and protection against external conditions. Thanks to the use of 10mm toughened glass and unique, innovative technological solutions, the system ensures the safe use of every terrace's space, both at home and commercial properties. Wide selection of accessories, casing colours and glazing models will make WIN GLASS perfectly fit into any surroundings and meet even the most demanding expectations.

## HEATERS

4 heaters models available with power regulation, controlled via smartphone or tablet. Maximum power: 1500W. Casing made of extruded aluminium, available in two colours.

## INTEGRATED AUDIO SYSTEM

2 built-in 23W/80hm speakers, available in two colours and controlled via special audio app through Bluetooth.

## LED LIGHTING

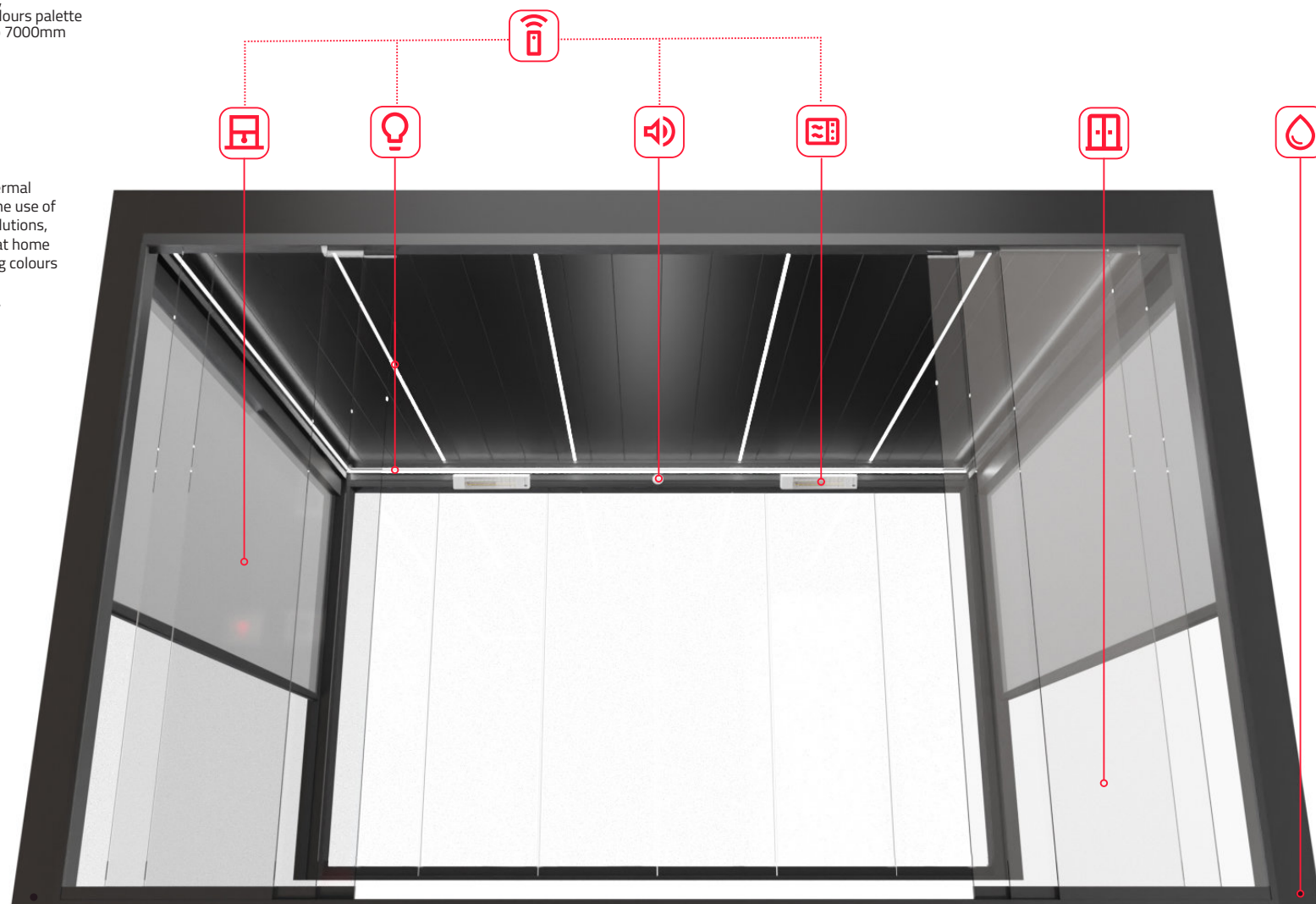
Impressive LED lighting configuration and integration options within pergola's structure: in the gutters or roof louvres. Available LED strips: WHITE, RGB or RGBW.


## SMART CONTROLS

Thanks to the use of a smart control panel, there is a possibility to control the pergola and all its accessories with a smartphone or tablet, from any location in the world.

## WATER DRAINAGE

Every WIN CLIMATIC pergola is equipped with an innovative water drainage system integrated and hidden within the structure.





## AUTOMATIC ROOF CONTROL

Adjustment of aluminium roof louvres, that can be turned in the range of 0° to 135° by remote control, smartphone or tablet. Full control over incoming sunlight and precipitation.

## RESISTANCE TO ATMOSPHERIC CONDITIONS

Snow resistant design with one of the best results in the world - WIN CLIMATIC can easily handle a 5000kg snow load at max available pergola size. It's also resistant to other weather conditions such as wind, rain and sun.

## TESTED STRUCTURE

Very solid frame ensures high resistance to loads coming from heavy snowfall, rainfalls or strong winds. Application of extra strengthening chambers, reinforced and special shaped profiles make WIN CLIMATIC one of the most durable pergolas available on the market.

## MATCH THE COLOUR FROM OUR PALETTE

Rich standard offer pergola colours: 3 colours in standard WIN CLIMATIC palette and 10 extra in the additional one. Possibility of choosing any RAL, TIGER, anodised or wood-like colour will allow perfect pergola adaptation to any environment.

## MADE TO MEASURE DESIGN

Highly aesthetic fixings, no visible screw joints, hidden motors and perfectly matched accessories, make WIN CLIMATIC a truly remarkable and unique product.

## WEATHER SENSORS


Possibility to connect most modern wind, rain, temperature and snow sensors, additionally strengthening pergola's resistance to weather conditions.









# PERGOLA MODELS AND CONFIGURATION



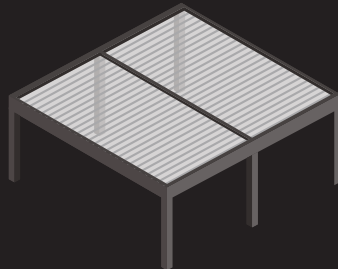
SINGLE PERGOLA



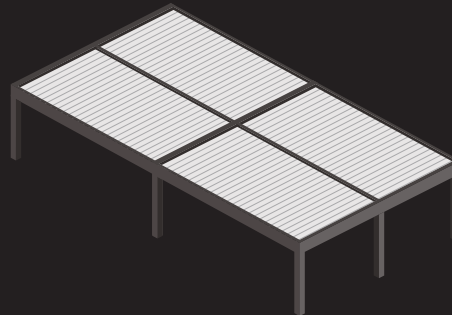
DOUBLE PERGOLA WITHOUT THE  
SUPPORTING POST




ONE ROW MODULAR PERGOLA



2 ROW MODULAR PERGOLA  
(2 MODULES)



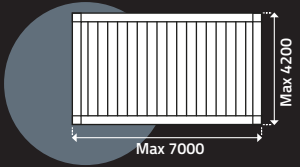
2 ROW MODULAR PERGOLA  
(MULTI MODULE)



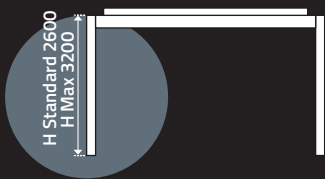
„L” MODULE - ADDITIONAL PERGOLA

### TECHNICAL DATA

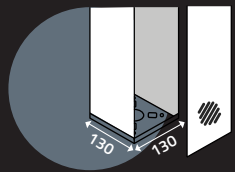
#### MAXIMUM SIZE OF PERGOLA



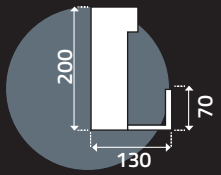
#### MAXIMUM HEIGHT



#### OPEN SUPPORTING POST WITH MAINTENANCE FLAP



#### SINGLE BASE

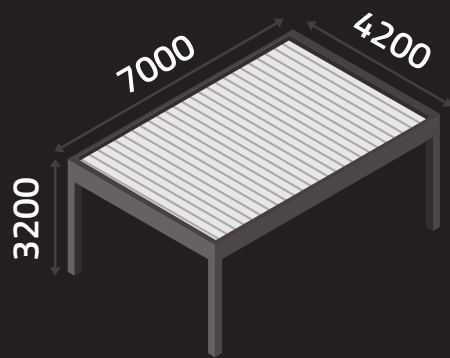


# SINGLE PERGOLA

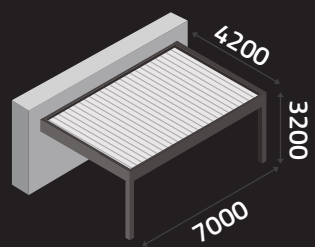




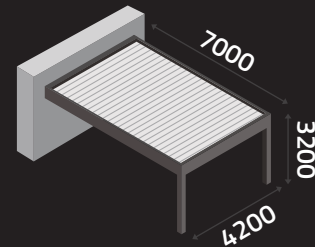
# CONFIGURATIONS EXAMPLES



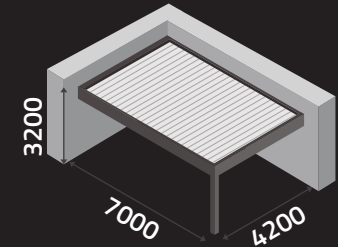
TYPE - A



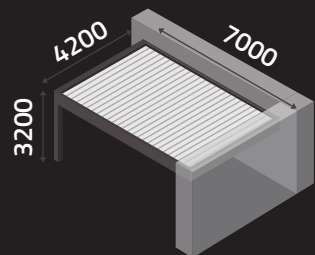
TYPE - B



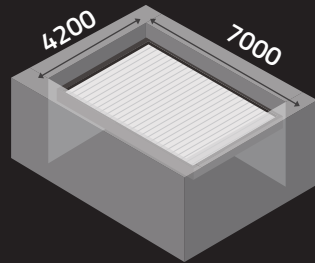
TYPE - C



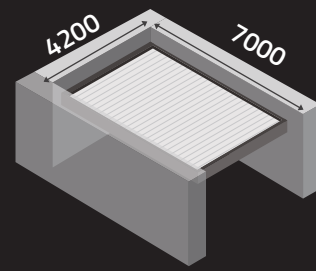
TYPE - D



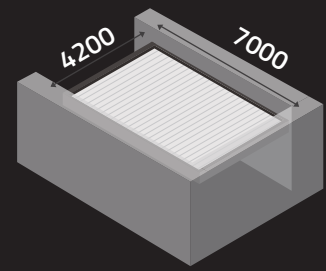
TYPE - E



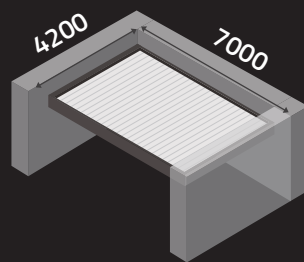
TYPE - F



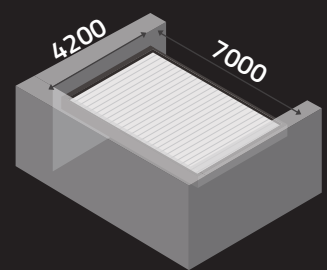
TYPE - G



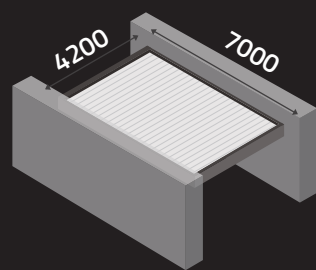
TYPE - H



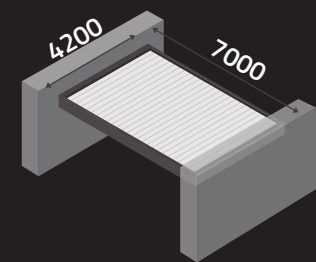
TYPE - I



TYPE - J



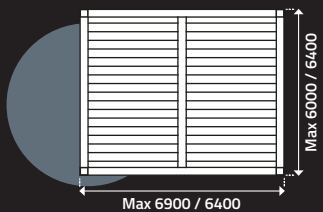
TYPE - K




TYPE - L

### TECHNICAL DATA

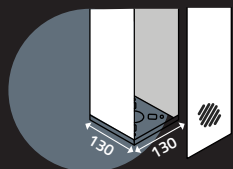
#### MAXIMUM SIZE OF PERGOLA



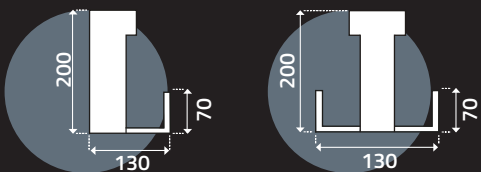
#### MAXIMUM HEIGHT



#### OPEN SUPPORTING POST WITH MAINTENANCE FLAP



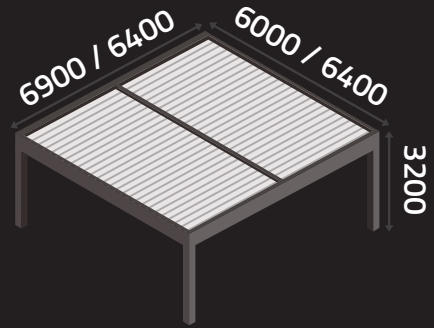
#### SINGLE / MODULAR BASE



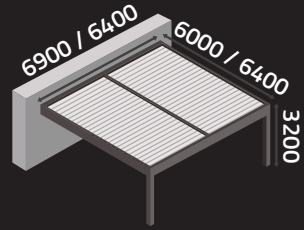
## DOUBLE PERGOLA WITHOUT THE SUPPORTING POST



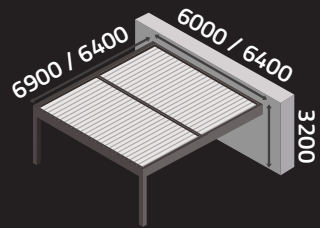
# CONFIGURATIONS EXAMPLES



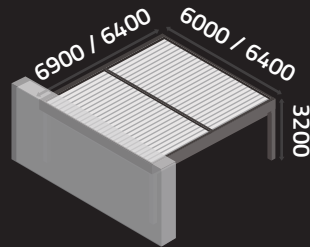
TYPE - M



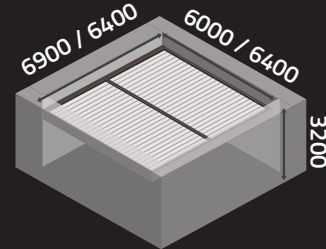
TYPE - N



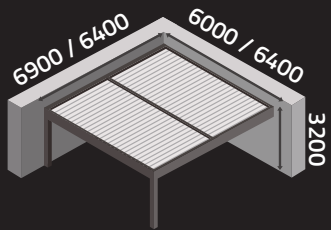
TYPE - O



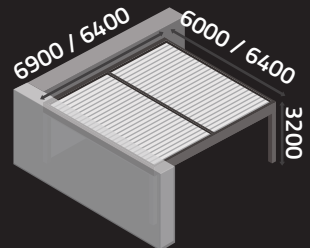
TYPE - P



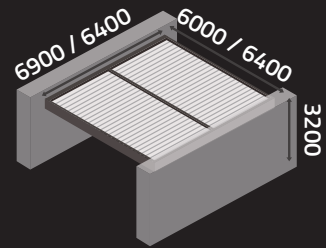
TYPE - R



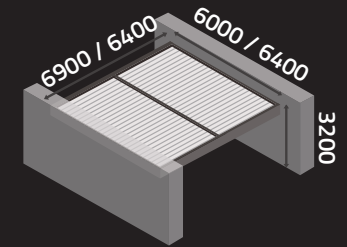
TYPE - S



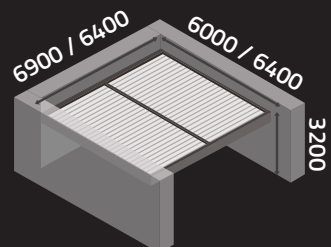
TYPE - T



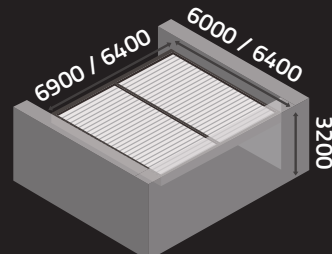
TYPE - U



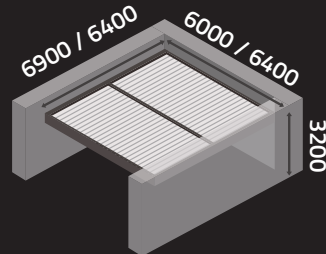
TYPE - V



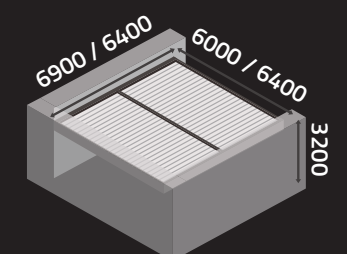
TYPE - W



TYPE - X




TYPE - Y




TYPE - Z

### TECHNICAL DATA

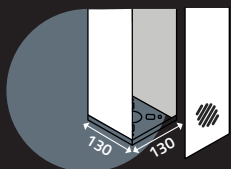
#### MAXIMUM SIZE OF PERGOLA



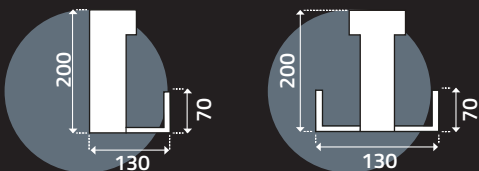
#### MAXIMUM HEIGHT



#### OPEN SUPPORTING POST WITH MAINTENANCE FLAP



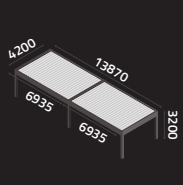
#### SINGLE / MODULAR BASE



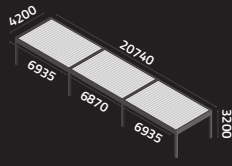
# ONE ROW MODULAR PERGOLA



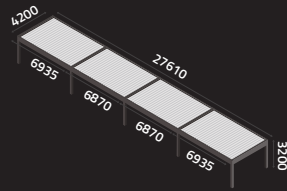
# CONFIGURATIONS EXAMPLES



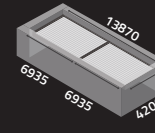
TYPE - A2



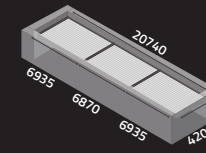
TYPE - A3



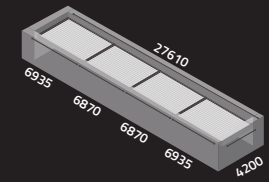
TYPE - A4




TYPE - F2



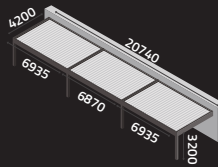
TYPE - F3



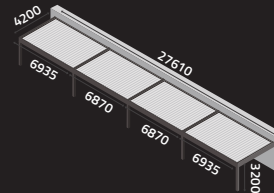
TYPE - F4



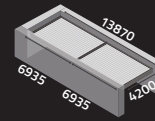
TYPE - B2



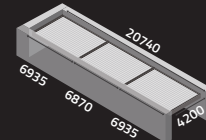
TYPE - B3



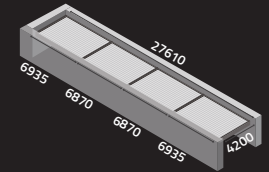
TYPE - B4



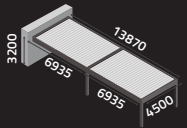
TYPE - G2



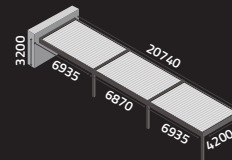
TYPE - G3



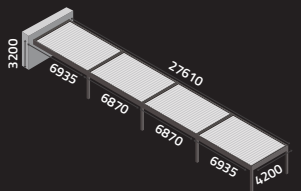
TYPE - G4



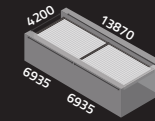
TYPE - C2



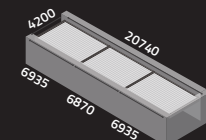
TYPE - C3



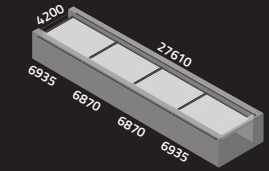
TYPE - C4



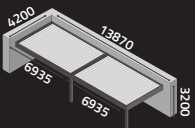
TYPE - H2



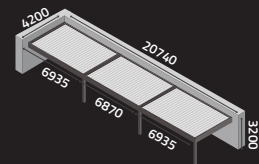
TYPE - H3



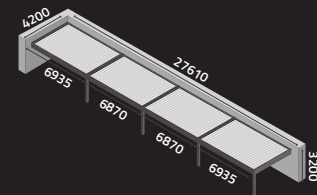
TYPE - H4



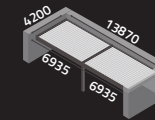
TYPE - D2



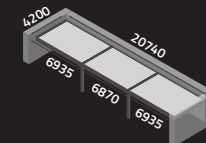
TYPE - D3



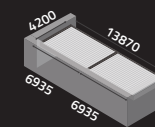
TYPE - D4



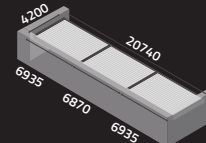
TYPE - I2



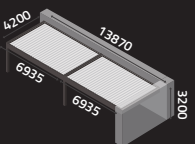
TYPE - I3



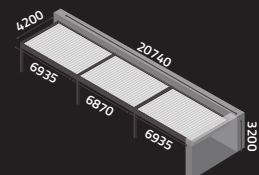
TYPE - J2



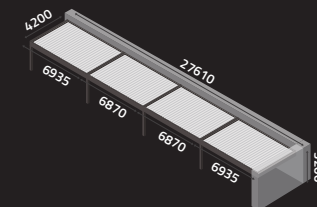
TYPE - J3



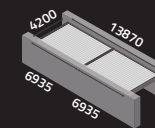
TYPE - E



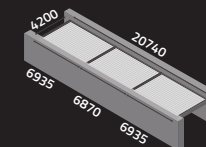
TYPE - E



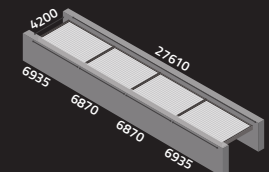
TYPE - E



TYPE - K2



TYPE - K3

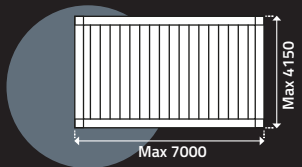


TYPE - K4

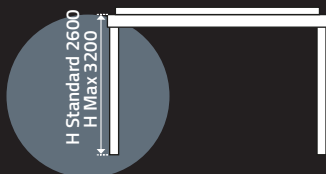


### TECHNICAL DATA

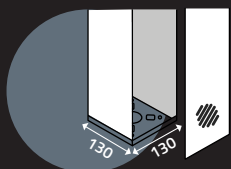
#### MAXIMUM SIZE OF PERGOLA



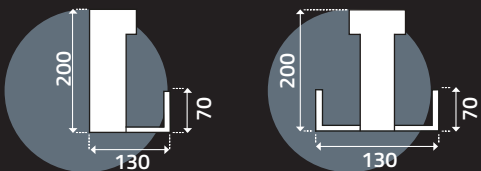
#### MAXIMUM HEIGHT




#### OPEN SUPPORTING POST WITH MAINTENANCE FLAP



#### SINGLE / MODULAR BASE

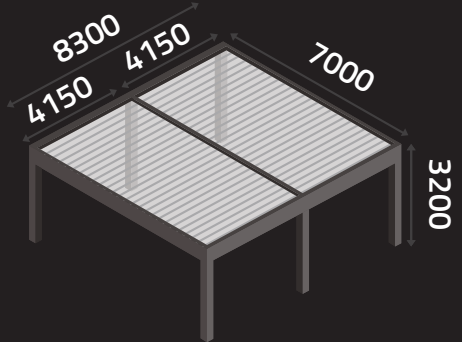


## 2 ROW PERGOLA ( 2 MODULES)

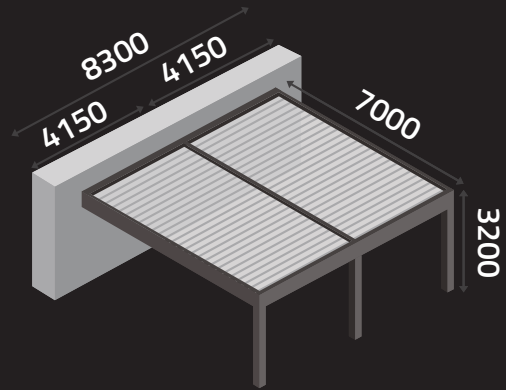




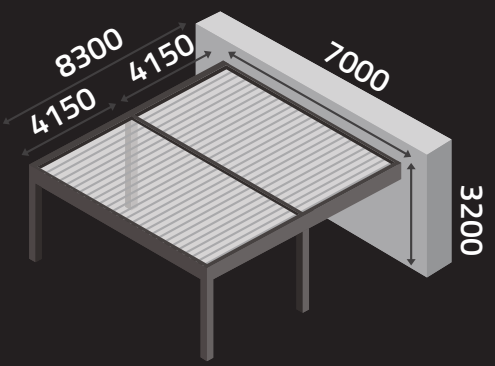
# CONFIGURATIONS EXAMPLES



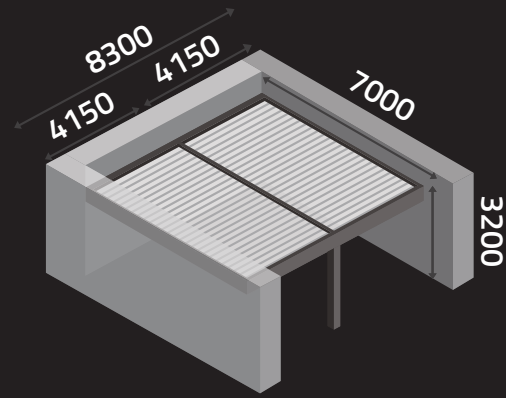
TYPE - 2 A2



TYPE - 2 C2



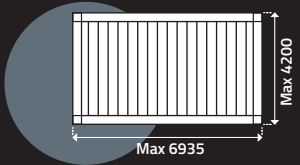
TYPE - 2 B2



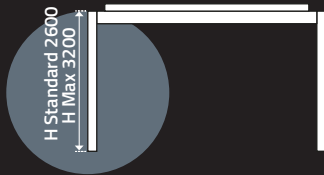
TYPE - 2 G2

TECHNICAL DATA

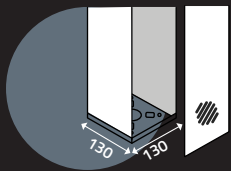
MAXIMUM SIZE OF PERGOLA



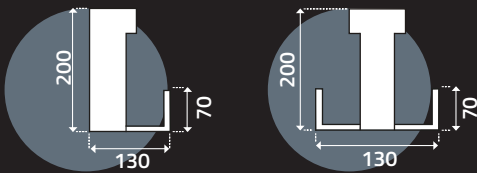
MAXIMUM HEIGHT




OPEN SUPPORTING POST WITH MAINTENANCE FLAP



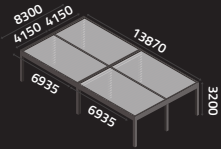
SINGLE / MODULAR BASE



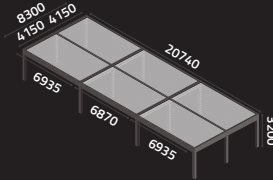
# 2 ROW MODULAR PERGOLA (MULTI MODULE)



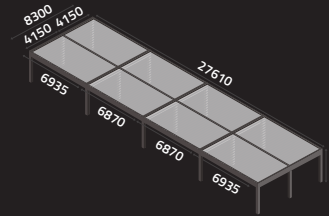
# CONFIGURATIONS EXAMPLES



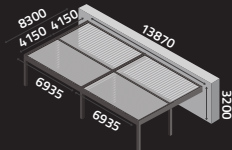
TYPE - 2 A4



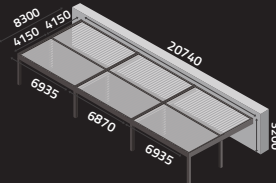
TYPE - 2 A6



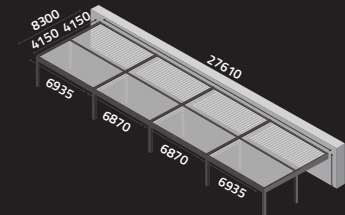
TYPE - 2 A8



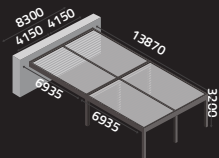
TYPE - 2 B4



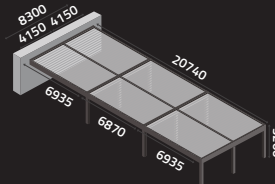
TYPE - 2 B6



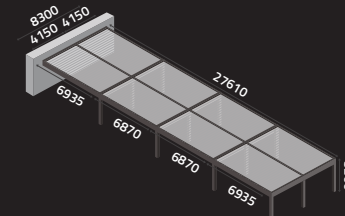
TYPE - 2 B8



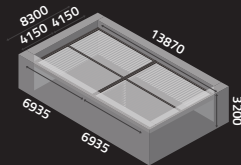
TYPE - 2 C4



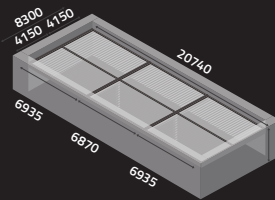
TYPE - 2 C6



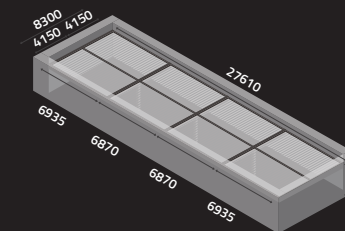
TYPE - 2 C8



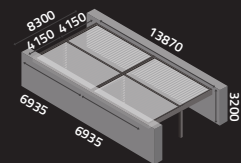
TYPE - 2 F4



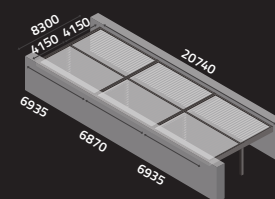
TYPE - 2 F6



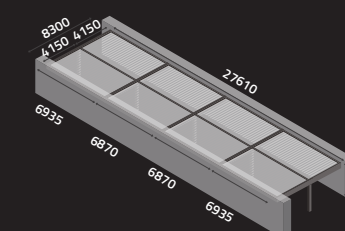
TYPE - 2 F8



TYPE - 2 K4




TYPE - 2 K6




TYPE - 2 K8

TECHNICAL DATA

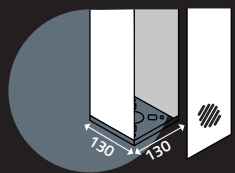
MAXIMUM SIZE OF PERGOLA



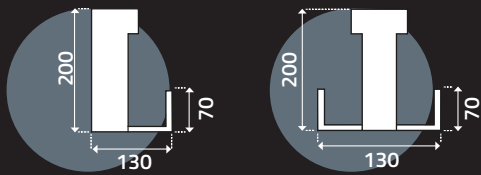
MAXIMUM HEIGHT



OPEN SUPPORTING POST WITH MAINTENANCE FLAP



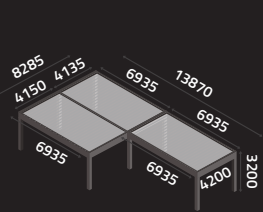
SINGLE / MODULAR BASE



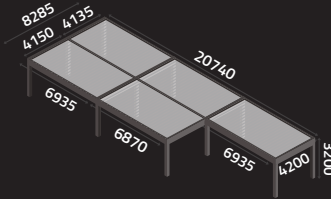
# „L“ MODULE - ADDITIONAL PERGOLA



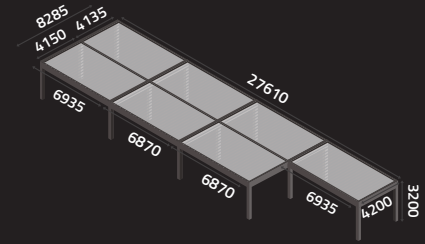
# CONFIGURATIONS EXAMPLES



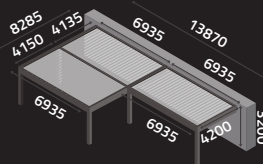
TYPE - 2 A3



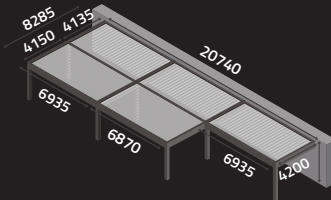
TYPE - 2 A5



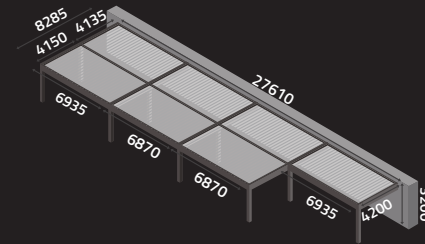
TYPE - 2 A7



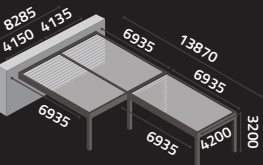
TYPE - 2 B3



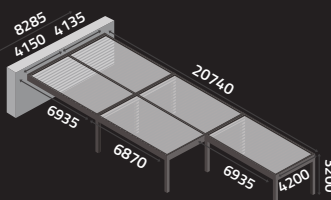
TYPE - 2 B5



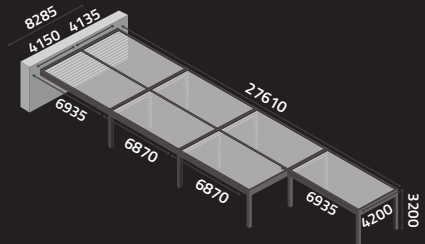
TYPE - 2 B7



TYPE - 2 C3



TYPE - 2 C5



TYPE - 2 C7









**WIN CLIMATIC®**

**ACCESSORIES AND EXTRAS**



**SYSTEMS INTEGRATION**



**WIN SCREEN®**



**WIN GLASS®**



**WIN PANELS®**



# ADDING WIN GLASS® TOUGHENED GLASS SLIDING PANELS SYSTEM TO WIN CLIMATIC PERGOLA


**WIN GLASS is an amazing combination of optimal visual and thermal comfort and protection against external conditions.**

Thanks to the use of 10mm toughened glass and unique, innovative technological solutions, the system ensures the safe use of every terrace's space, both at home and commercial properties.

Wide selection of accessories, casing colours and glazing models will make WIN GLASS perfectly fit into any surroundings and meet even the most demanding expectations.

## **Why WIN GLASS is the best choice?**

- 5 casing colours included in the standard offer - possibility of powder coating in any colour from the RAL palette,
- 7 glass types, variety of colours to choose from,
- first panel lock - extra security,
- 3, 4, 5, 6 tracks with one-sided and two-sided sliding,
- system width from 2 000 to 13 200 mm,
- extra brushes, seals added to the panels to increase insulation and protection against weather conditions,
- WIN GLASS is always delivered as a complete product, ready for fitting - glass glued to the bottom profiles !



# ADDING WIN SCREEN<sup>®</sup> EXTERNAL SCREEN BLINDS TO WIN CLIMATIC PERGOLA


**WIN SCREEN external screen blinds is a modern covering product, perfectly fitted for every WIN CLIMATIC pergola.**

**WIN SCREEN** is a great protection and barrier against excessive sunlight and weather conditions.

WIN SCREEN blinds reflect as much as up to 95% solar energy and thus allow you to save extra money on artificial lighting. Our blinds not only provide optimal visual and thermal comfort, but also act as protection against insects and wind. Thanks to that, all users can enjoy a peaceful private zone, staying connected with the outside environment at all times.

All models available in 10 standard colours - matching WIN CLIMATIC pergola's structure.

Possibility to control the blinds and pergola using one remote control, tablet or smartphone.



## COMBINATION OF WIN CLIMATIC PERGOLA WITH SLIDING PANELS SYSTEM

### WIN PANELS

Thanks to the additional use of WIN PANELS modern system, WIN CLIMATIC pergola gains additional benefits in the form of full sun protection, increased privacy and thermal properties.

Thanks to the extremely wide colour palette available, the whole can be made in the same colour, which additionally enhances incredible aesthetic qualities WIN CLIMATIC.




# COMPATIBILITY OF SYSTEMS WITH WIN CLIMATIC PERGOLA




**WIN CLIMATIC can be perfectly combined together with WIN SCREEN blinds, WIN GLASS and WIN PANELS system**

Thanks to the additional use of these modern systems, WIN CLIMATIC gains extra benefits such as full protection against sunlight, enhanced privacy and thermal properties.



Thanks to a very wide range of available colours, all elements can be made in the same colour, which additionally strengthens the already amazing aesthetic WIN CLIMATIC values.



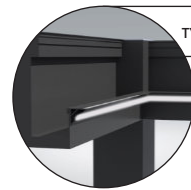
### WHITE LED LIGHTING / STRIPS INTEGRATED IN ROOF LOUVRES



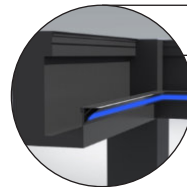
### RGBW LED LIGHTING / STRIPS INTEGRATED IN ROOF LOUVRES



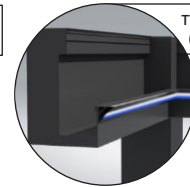
### LED LIGHTING / STRIPS INTEGRATED IN THE GUTTER



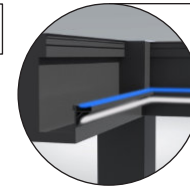
TYPE - B / WHITE



TYPE - B / RGB



TYPE - B / RGBW  
(RGB + WHITE)



TYPE - C /  
WHITE + RGB

- Very modern, waterproof and stylish LED lighting.
- Available in many configurations - can be integrated with the louvres or pergola's gutter.
- Quick and easy control from your smartphone, tablet or remote control.





# OŚWIETLENIE PUNKTOWE I LAMPY LED



## PIONOWE LAMPY LED MONTOWANE NA SŁUPIE PERGOLI

Lampy pionowe LED montowane na słupach podporowych konstrukcji są unikalnym i stylistycznym dodatkiem do pergoli WIN CLIMATIC. Mogą być również lakierowane na kolor konstrukcji.



## OŚWIETLENIE PUNKTOWE LED W LAMELACH DACHU

Klasyczne oświetlenie punktowe LED w lamelach dachu pergoli z minimalistyczną ramką. Temperatura barwowa światła - 3000K.



## OŚWIETLENIE PUNKTOWE LED W KORONIE PERGOLI

Oświetlenie punktowe LED zamontowane bezpośrednio w koronie jest idealnym dodatkiem do pergoli WIN CLIMATIC usytuowanych w hotelach oraz restauracjach.



## LAMPY LED W LAMELACH DACHU

Nowoczesne oświetlenie lampowe LED - prostokątne w lamelach dachu pergoli. Temperatura barwowa światła - 3000K.

# WEATHER SENSORS AND AUTOMATION



## WIND SENSOR

Constantly monitors the wind speed - when excessive wind is detected, the sensor will automatically open the pergola and attached WIN SCREEN blinds.



## RAIN SENSOR

When rain is detected, the sensor will automatically close pergola's roof. Heating function included in order to avoid activation in the event of snow or ice detection.



## TEMPERATURE SENSOR

Temperature sensor will slightly open the louvres at +3 °C temperature drop protecting them from icing resulting in seals damage and roof immobilization. Sensor can be turned off using the remote.



+



## SNOW DETECTION SENSOR


Snow sensor = rain sensor + temperature sensor  
In the event of detecting precipitation and temperature lower than +3 °C at the same time, the sensor will interpret it as snow and automatically open the louvres at 90° angle.




## REMOTES

Simple and functional 63-channel remote to control everything:

- ✓ 9 product groups:
  - pergola roof control,
  - WIN SCREEN blinds control,
  - LED lighting control,
  - heaters control,
  - audio system control.
- ✓ Protection factor: IP20.



WHITE / RAL 9010




BLACK / RAL 9005

## HEATERS

Pergola can be equipped with heaters, which will keep you warm during cool spring mornings and autumn evenings.

Built-in Low Glare emitter - the device does not dazzle the eyes.

BLACK / RAL 9005




WHITE

## INTEGRATED BLUETOOTH AUDIO SYSTEM

Easy and quick access to your favourite music, whenever you want.

System is operated via Bluetooth technology, allowing practically every phone to be connected. Music can be played from any application.



BLACK

# WIN CLIMATIC COLOUR PALETTE

LOUVRES / STRUCTURE / SUPPORTING POSTS / LED LIGHTING



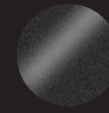
## STANDARD COLOURS



White-cream  
Structural  
(Close to RAL 9010)



Grey / Silver  
Structural  
(± RAL 9006)



Anthracite  
Structural  
(Close to RAL 7016)

## ADDITIONAL COLOURS



RAL 9016  
White - mat




White  
(Close to RAL 9010)



RAL 1013  
Cream



RAL 9006  
Grey / Silver



Grey Aluminium /  
GO (close to RAL  
9007)



RAL 7016  
Anthracite



Anthracite  
Structural



Anthracite metallic  
Structural / GO  
(Close to RAL 7016)



RAL 9005  
Brown Structural



RAL 8019  
Dark brown



RAL 9005  
Black mat



Black Structural  
(Close to RAL 9005)

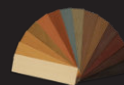
## OUTSIDE WIN CLIMATIC COLOUR PALETTE



TIGER COATINGS



ANY RAL COLOUR



WOOD-LIKE COLOURS



ANODISED COLOURS

# ADDITIONAL INFORMATION AND TEST RESULTS

WIN CLIMATIC PERGOLA DURABILITY UP TO 5000 KG !



SNOW LOAD TABLES,  
WITHOUT WIND PRESSURE FOR 4 SUPPORTING POSTS (kg / m<sup>2</sup>)

SINGLE PERGOLA						
WIDTH (mm)						
HEIGHT (mm)	2000	2500	3000	3500	4000	4200
2000	850	816	793	777	765	680
3000	680	544	529	518	510	453
4000	595	476	397	389	383	340
5000	544	435	363	311	306	272
6000	510	408	340	291	255	252
7000	309	247	206	176	146	122

TWO-MODULE PERGOLA WITHOUT THE SUPPORTING POST				
WIDTH (mm)				
HEIGHT (mm)	5400	5900	6400	6900
2000	567	461	372	296
3000	336	307	248	197
4000	220	202	186	148
5000	176	161	149	118
6000	147	134	124	99
6400	138	126	116	

Snow load test carried out on a free-standing 6900x6000mm two-module structure, without the supporting post, showed the resistance of the whole structure to the level of 120,78kg/m<sup>2</sup>, which gives a total load of 5000 kg pressing pergola's roof.

Detailed test description is available at company's sales department.



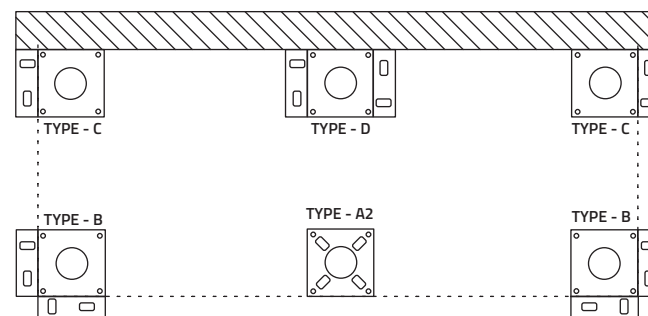
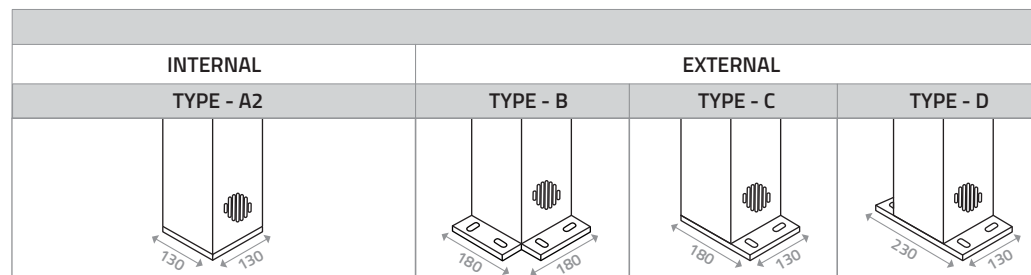
## WATER DRAINAGE FOR 2 SUPPORTING POSTS

Based on PN-EN-12056-3 norm, below values were determined for water drainage from pergola's structure and louvres, based on 0,03 l/(s\*m<sup>2</sup>) rainfall intensity.

Water flow rate through open supporting posts with inspection flaps and internal sewage pipes with a diameter of 50mm is 2.0 l/s.

In the event of a heavy rainfall, roofed structure drains 65 l/m<sup>2</sup>/h.

## FIXING PLATES

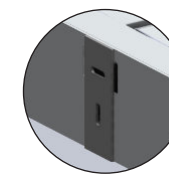


## SUPPORTING POST

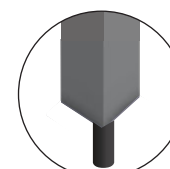
Open post with maintenance flap



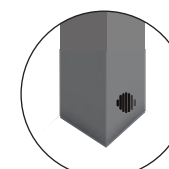
## WALL FIXING HANGERS



## WATER DRAINAGE



BOTTOM



SIDE



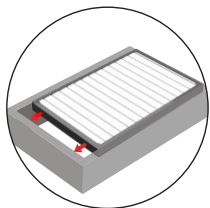


**INNOVATIVE SOLUTIONS USED  
IN WIN CLIMATIC PERGOLAS**

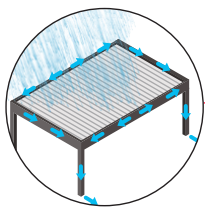




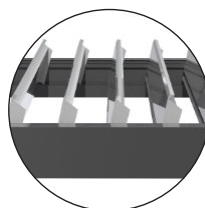
MADE TO MEASURE PERGOLA'S PROJECTION



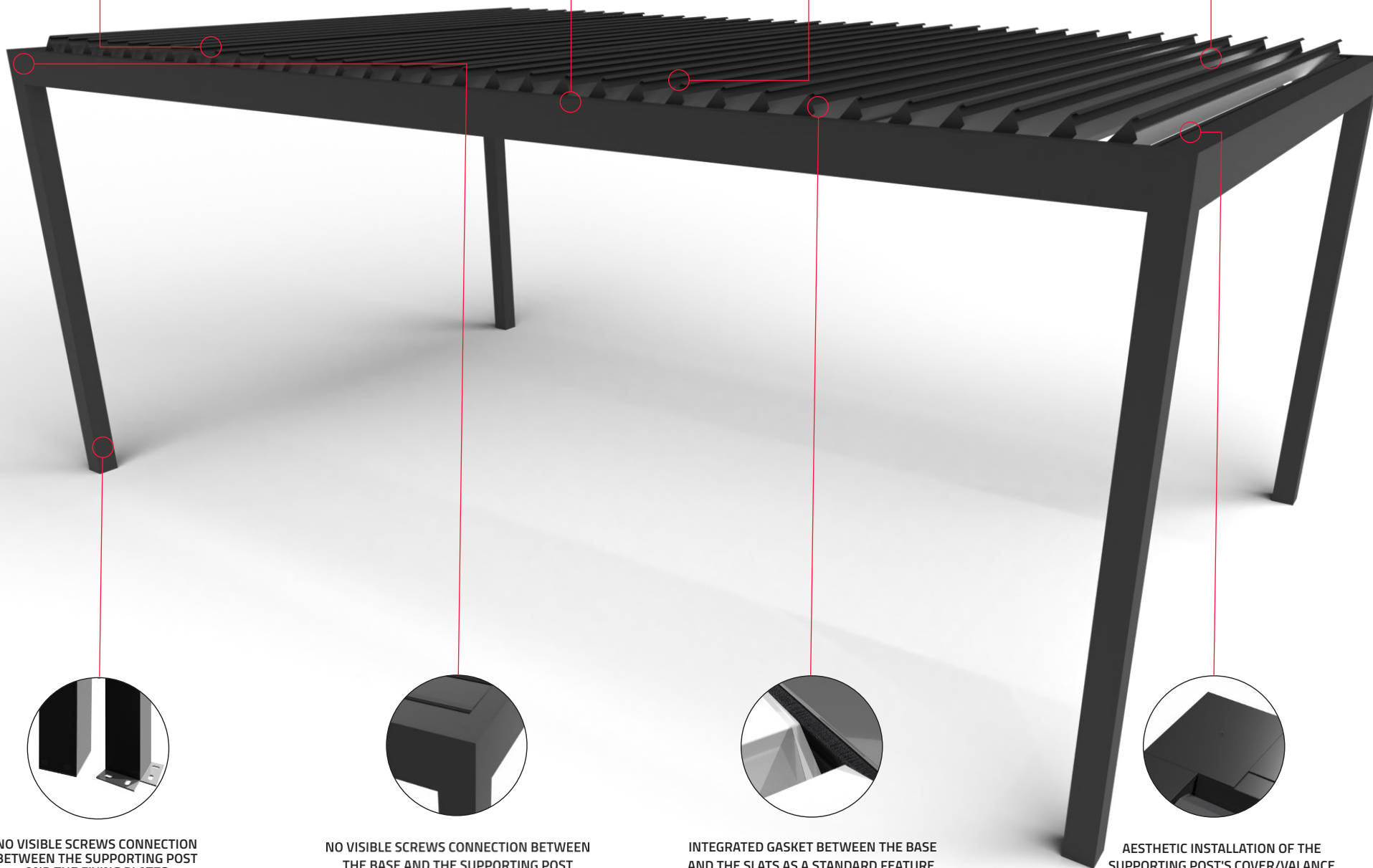
INTEGRATED, OMNI-DIRECTIONAL GUTTERS AS A STANDARD FEATURE



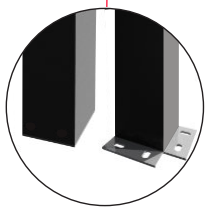
HIDDEN LOUVRES CONTROL STRIPS



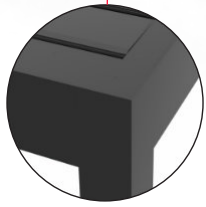
FASTER AND EASIER LOUVRES INSTALLATION




NO VISIBLE SCREWS CONNECTION BETWEEN THE SUPPORTING POST AND THE FIXING PLATES



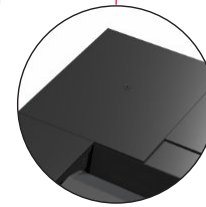
NO VISIBLE SCREWS CONNECTION BETWEEN THE BASE AND THE SUPPORTING POST




INTEGRATED GASKET BETWEEN THE BASE AND THE SLATS AS A STANDARD FEATURE.




AESTHETIC INSTALLATION OF THE SUPPORTING POST'S COVER/VALANCE



ANTI-POLLUTION GRILLE



HIDDEN ROOF MOTOR



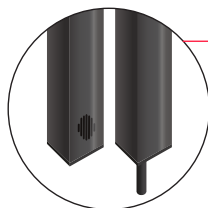
INNOVATIVE, ENHANCED SUPPORTING POST




NO VISIBLE SCREWS CONNECTING THE GUTTER WITH THE BASE OF THE PERGOLA



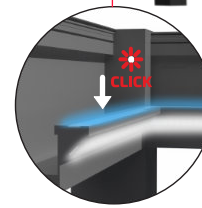
POSSIBILITY OF CHOOSING BOTTOM OR SIDE DRAINS




QUALICOAT POWDER COATING STANDARD



INNOVATIVE INSTALLATION AND SHAPE OF THE LED PROFILES INTEGRATED WITH THE GUTTER



2 INNOVATIVE AND MODERN ROOF LOUVRES







## WIN CLIMATIC S200

Revolutionary and innovative, fully automated terrace roofing. Thanks to the use of most modern technological solutions, WIN CLIMATIC is simply the best solution for all gardens and terraces, both in private homes and commercial spaces.

### Full control

The roof consists of aluminium louvres controlled in the range from 0° to 135°, allowing full control over sunlight and protection against precipitation. Thanks to the use of most modern technologies, the entire pergola and accessories can be controlled with a smartphone or tablet from anywhere in the world.

### Durability

WIN CLIMATIC is made of the highest quality extruded aluminium and stainless steel, making it an all-year-round product with extraordinary resistance to external conditions. Unrivaled snow resistance - up to 5000kg for the maximum size of the pergola.


### Functionality and innovativeness

WIN CLIMATIC offers an amazing possibility to integrate the most technically advanced accessories and fully automate the pergola. Most modern and integrated LED lighting, weather sensors, heaters and audio system controlled via Bluetooth are just some of many available solutions.

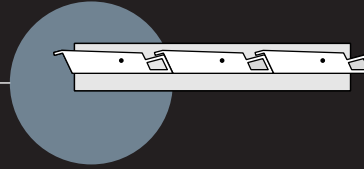
### Security and privacy

Possibility to cover all pergola's sides with modern WIN SCREEN blinds, WIN GLASS sliding glass panels and WIN PANELS providing extra protection against all weather conditions, insects and significantly increasing privacy.







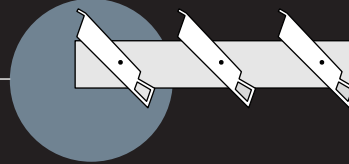
0°




Thanks to the built-in electric motor, it's possible to automatically control the roof louvers in the range from 0° to 135°.




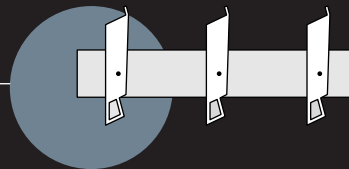
45°



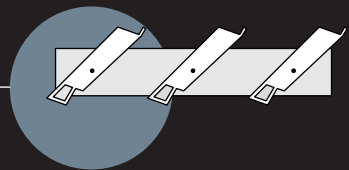
Thanks to the use of the smart control panel, it's possible to control the pergola and all additional accessories with a smartphone or tablet.



90°



135°






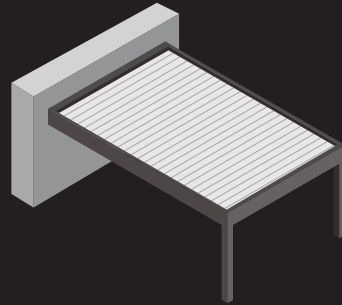





## PERGOLA MODELS AND CONFIGURATION



SINGLE FREE-STANDING PERGOLA



SINGLE WALL-MOUNTED PERGOLA



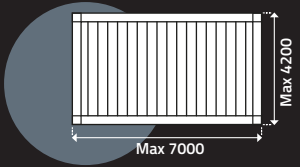
SINGLE ROOF MODULE PERGOLA

# SINGLE PERGOLA

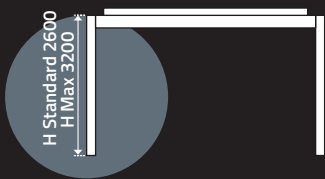


## TECHNICAL DATA

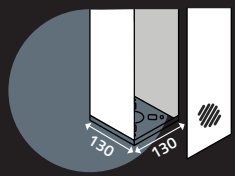
### MAXIMUM SIZE OF PERGOLA



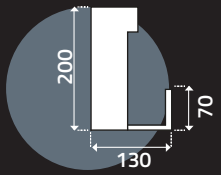
### MAXIMUM HEIGHT



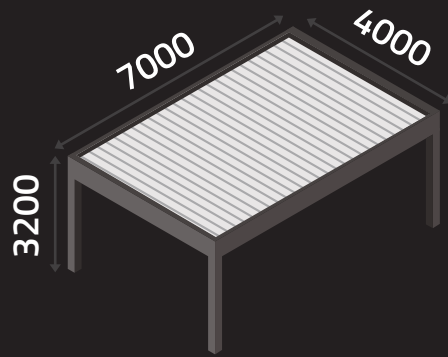
### OPEN SUPPORTING POST WITH MAINTENANCE FLAP



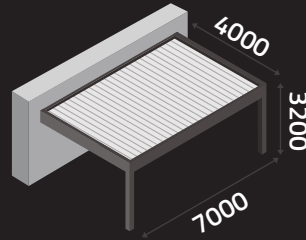
### SINGLE BASE



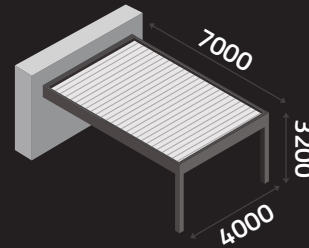
# POSSIBLE CONFIGURATION



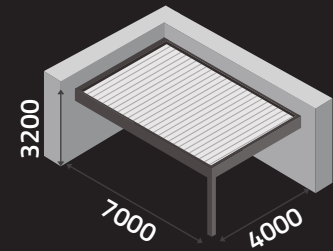
TYPE - A



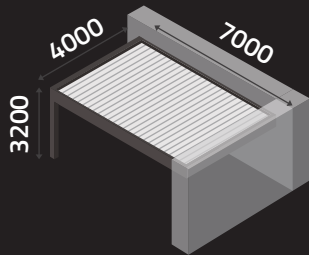
TYPE - B




TYPE - C




TYPE - D



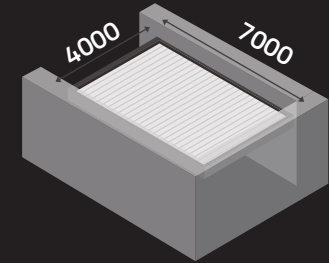
TYPE - E



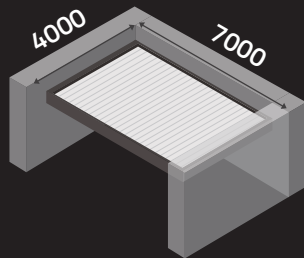
TYPE - F



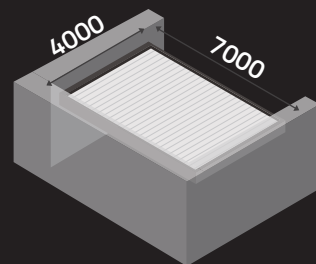
TYPE - G



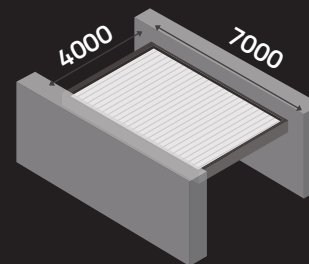
TYPE - H



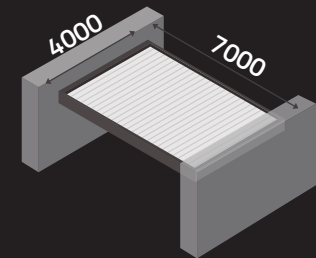
TYPE - I



TYPE - J



TYPE - K

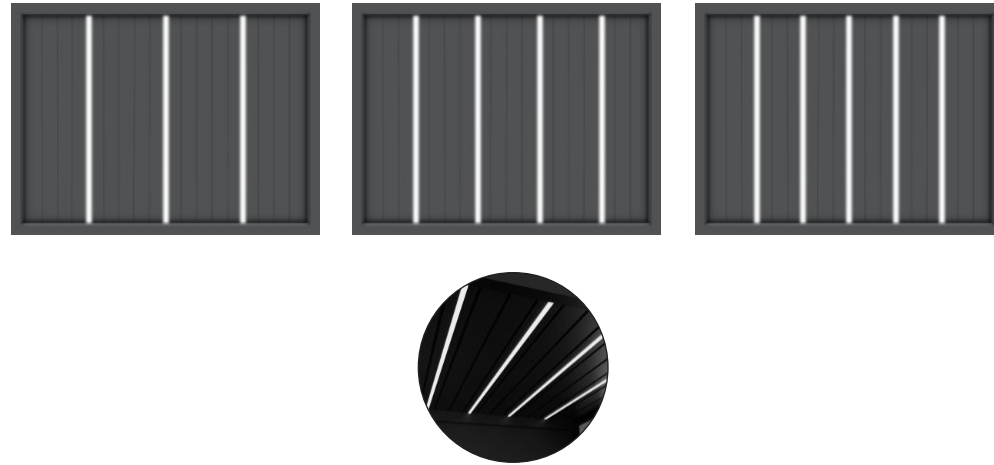


TYPE - L



# LED LIGHTING

## WHITE LED LIGHTING / STRIPS INTEGRATED IN ROOF LOUVRES



## LED LIGHTING / STRIPS INTEGRATED IN THE GUTTER



- Very modern, waterproof and stylish LED lighting.
- Available in many configurations - can be integrated with the louvres or pergola's gutter.
- Quick and easy control from your smartphone, tablet or remote control.



## COMPATIBILITY OF SYSTEMS WITH WIN CLIMATIC PERGOLA




WIN SCREEN®



**WIN CLIMATIC can be perfectly combined together with WIN SCREEN blinds, WIN GLASS and WIN PANELS system**

Thanks to the additional use of these modern systems, WIN CLIMATIC gains extra benefits such as full protection against sunlight, enhanced privacy and thermal properties.

Thanks to a very wide range of available colours, all elements can be made in the same colour, which additionally strengthens the already amazing aesthetic WIN CLIMATIC values.




# WIN CLIMATIC S200 COLOUR PALETTE

LOUVRES / STRUCTURE / SUPPORTING POSTS / LED LIGHTING

## STANDARD COLOURS



White-cream  
Structural  
(Close to RAL 9010)



Anthracite  
Structural  
(Close to RAL 7016)

## ADDITIONAL COLOURS



RAL 9016  
White - mat



White  
(Close to RAL 9010)



RAL 1013  
Cream



RAL 9006  
Grey / Silver



Grey / Silver  
Structural  
(± RAL 9006)




RAL 9006  
Grey / Silver



RAL 7016  
Anthracite



Anthracite  
Structural



Anthracite metallic  
Structural / GO  
(Close to RAL 7016)



RAL 9005  
Brown Structural



RAL 8019  
Dark brown



RAL 9005  
Black mat



Black Structural  
(Close to RAL 9005)

## OUTSIDE WIN CLIMATIC COLOUR PALETTE



TIGER COATINGS



ANY RAL COLOUR



WOOD-LIKE COLOURS



ANODISED COLOURS

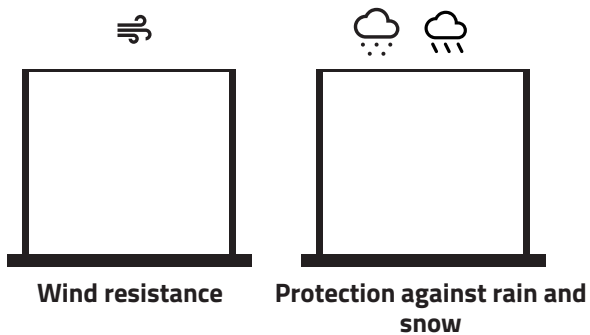
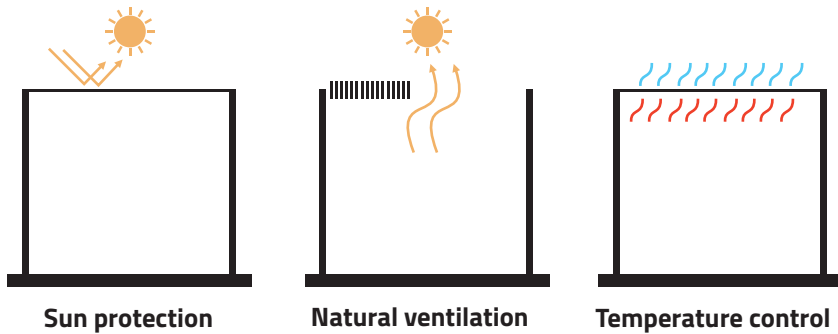





**WIN CLIMATIC SLIDE**


The WIN CLIMATIC SLIDE sliding roof pergola provides fully adjustable sunlight intensity thanks to a modern, fully automatic roof with folding louvres. The protection from excessive sunlight by regulating the level of openness of the roof is only one of the many advantages of this system. Pergola WIN CLIMATIC SLIDE makes it possible to regulate the temperature inside the structure by opening the louvres or protect against precipitation when closed.

WIN CLIMATIC SLIDE is the ideal solution for hotels, private houses, restaurants, bars, leisure and entertainment centres. A full range of colours and additional options, gives the possibility to adjust the pergola to any, even the most demanding environment. The unique design, applied solutions and highest quality components combine into an extremely durable, functional product, which is able to meet even the most demanding expectations.





CLOSED ROOF



SEMI-OPEN ROOF



OPEN ROOF



## DURABLE AND FUNCTIONAL ROOF LOUVRES

The roof louvres change their angle of inclination as they move from 0° to 110°, providing an additional opportunity to regulate the level of sunlight intensity. Reinforced louvres structure allows the production of pergolas up to 4m wide.




## STURDY CONSTRUCTION

The WIN CLIMATIC SLIDE is made from the highest quality aluminium components and stainless steel. Thanks to the use of 6063 T5 type aluminium, the structure is extremely resistant to the influence of conditions, including wind, snow and rain.



## REMOTE CONTROL


Each WIN CLIMATIC SLIDE pergola is equipped with a modern radio-controlled motor with the included remote control or via Wi-Fi. Adjusting the angle of the louvres, opening/closing the roof, adjusting light intensity are just some of the functions you can use in a convenient way, using a remote control, phone or tablet.








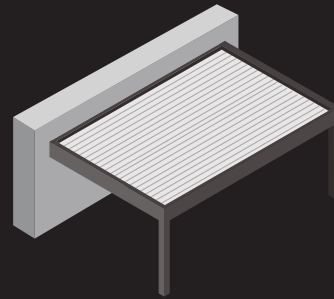
# PERGOLA CONFIGURATION




TYPE-A




TYPE-B



TYPE-C




TYPE-D



TYPE-E

## POSSIBILITY TO COMBINE SEVERAL PERGOLA MODULES



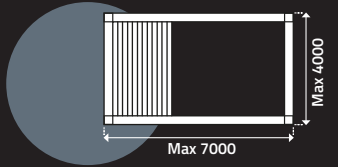





# PERGOLA WITH SLIDING ROOF

## TECHNICAL DATA

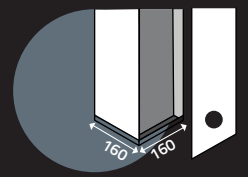
### MAXIMUM SIZE OF PERGOLA



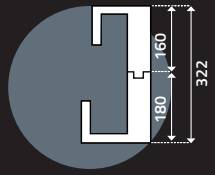
### MAXIMUM HEIGHT



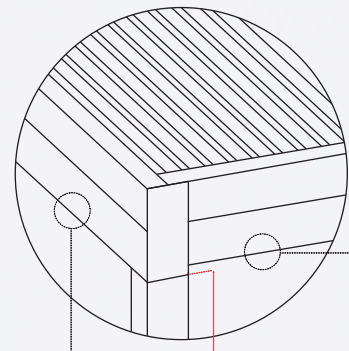
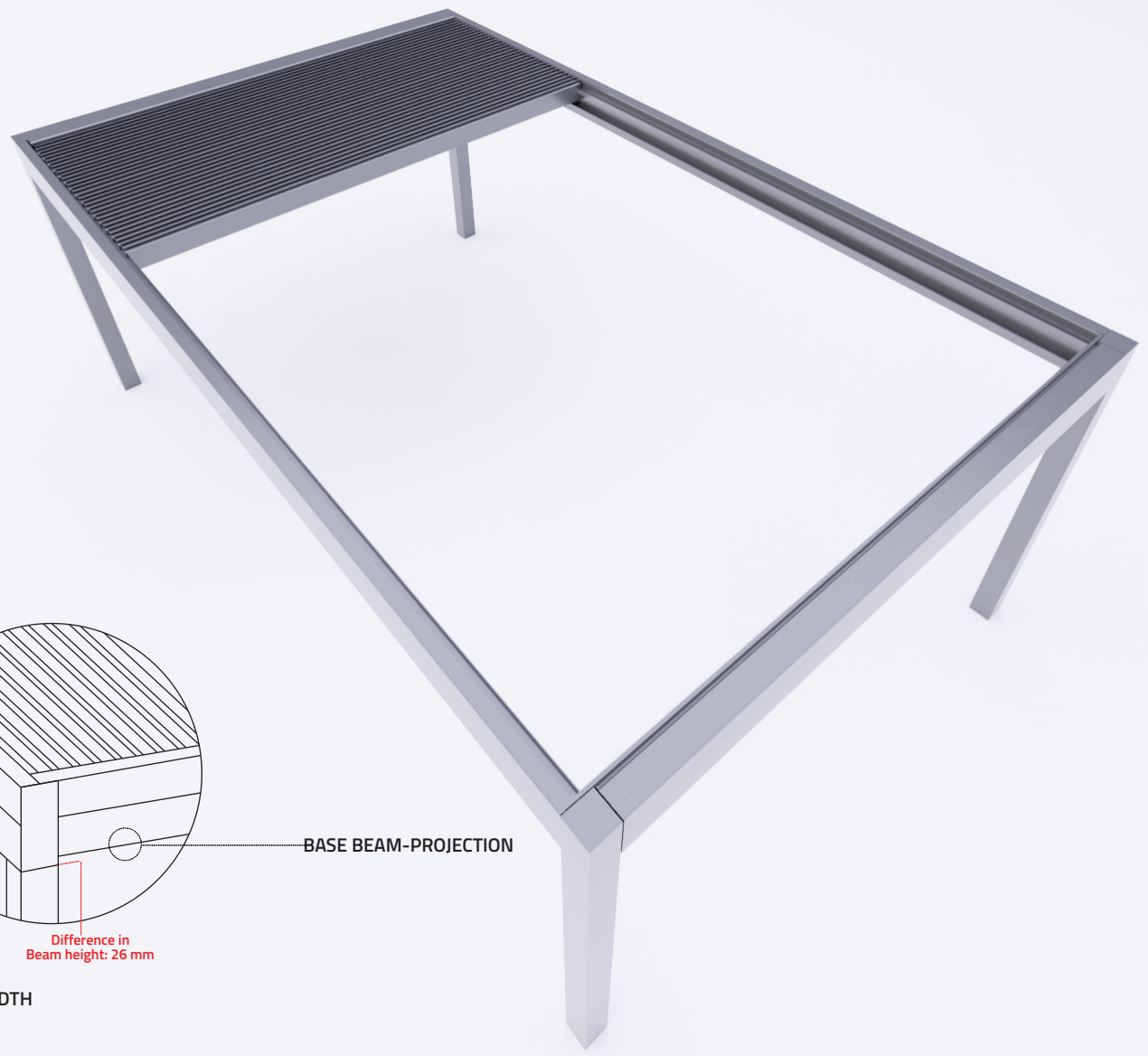
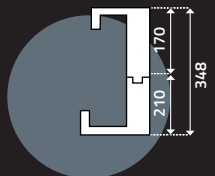
### OPEN SUPPORTING POST WITH MAINTENANCE FLAP



### BASE BEAM-PROJECTION



### BASE BEAM-WIDTH



Difference in Beam height: 26 mm

BASE BEAM-PROJECTION

BASE BEAM-WIDTH



## ACCESSORIES AND EXTRAS



## SYSTEMS INTEGRATION



WIN SCREEN®




WIN GLASS®

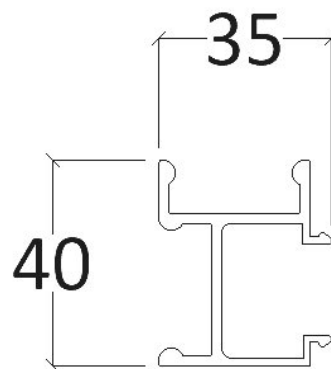


WIN PANELS®





#### LED PROFILE



#### MODERN LED LIGHTING

Each WIN CLIMATIC SLIDE pergola in the standard version is equipped with white LED lighting integrated in the gutter. Optionally: RGB colours available. There is an additional possibility to equip it with the lighting dimming function, providing greater control over light intensity.

## AUTOMATION AND CONTROL



## SYSTEMS INTEGRATION



### WIN SCREEN®

WIN SCREEN roller blinds are a very stylish and functional additional protection of the interior of the WIN CLIMATIC SLIDE pergola against precipitation, wind and excessive sunlight. The unique properties of the fabrics will also ensure increased privacy and protection against insects. Thanks to the wide range of colours - each WIN SCREEN roller blind provides perfect match to the pergola structure.



### WIN GLASS®

WIN GLASS is an amazing combination of optimal visual and thermal comfort and protection against external conditions. Thanks to the use of 10mm toughened glass and unique, innovative technological solutions, the system ensures the safe use of every terrace's space, both at home and commercial properties. Wide selection of accessories, casing colours and glazing models will make WIN GLASS perfectly fit into many surroundings and meet even the most demanding expectations.



### WIN PANELS®

A modern covering product dedicated to pergolas. WIN PANELS is an amazing combination of optimum visual and thermal comfort and protection against external conditions. Thanks to the use of top - quality aluminium louvres and unique solutions, the system ensures safe use of the WIN CLIMATIC SLIDE pergola space in restaurants, hotels and home. A wide range of accessories, construction colours and models, WIN PANELS will fit perfectly into any surroundings and will meet even the most demanding expectations.



# WIN CLIMATIC SLIDE COLOUR PALETTE

LOUVRES / STRUCTURE / SUPPORTING POSTS / LED LIGHTING




## STANDARD COLOURS



White-cream  
Structural  
(Close to RAL 9010)



Grey / Silver  
Structural  
(± RAL 9006)



Anthracite  
Structural  
(Close to RAL 7016)

## ADDITIONAL COLOURS



RAL 9016  
White - mat



White  
(Close to RAL 9010)



RAL 1013  
Cream



RAL 9006  
Grey / Silver



Grey Aluminium /  
GO (close to RAL  
9007)



RAL 7016  
Anthracite



Anthracite  
Structural



Anthracite metallic  
Structural / GO  
(Close to RAL 7016)



RAL 9005  
Brown Structural



RAL 8019  
Dark brown



RAL 9005  
Black mat



Black Structural  
(Close to RAL 9005)

## OUTSIDE WIN CLIMATIC SLIDE COLOUR PALETTE



### TIGER COATINGS

- SMOOTH STRUCTURES
- METALIC-EFFECTS
- METALIC - 29 SERIES
- 3D METALLICS FINE TEXTURE SERIES 68
- FLAT MATTE SERIES 68
- 3D METALLICS SMOOTH SURFACES SERIES 68



### ANY RAL COLOUR




### WOOD-LIKE COLOURS




### ANODISED COLOURS

# ADDITIONAL INFORMATION / TECHNICAL STUDIES / TECHNICAL DRAWINGS

 **WATER DRAINAGE** Each WIN CLIMATIC SLIDE pergola is equipped with an innovative water drainage system integrated and hidden in the structure.

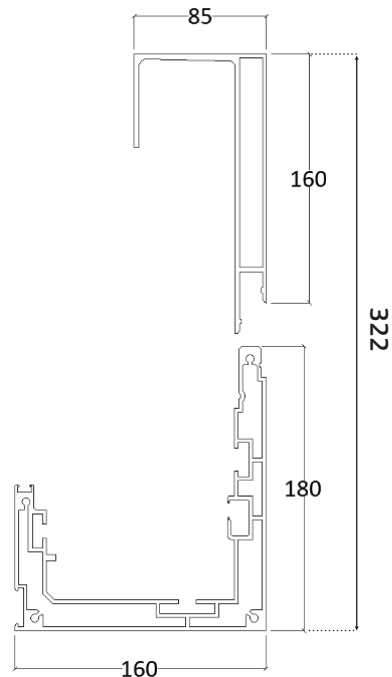
 **PROTECTION AGAINST WIND** Certification UNE-EN 13659: 2004, Resistance class: 6 (112 km/h)

 **SNOW RESISTANCE** Conforms to EN-19999 EUROCODE 9 - snow resistance: 100 kg/m<sup>2</sup> (including own weight)

 **RAIN RESISTANCE** Certified according to UNE-EN 12056-3 // 0.03l/s or 108 l.m<sup>2</sup>/h - construction and louvres

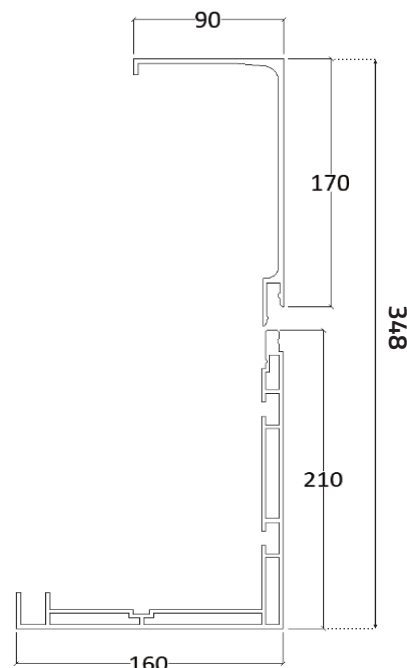
 **PERGOLA WEIGHT** ~ 35 kg/m<sup>2</sup>

BASE BEAM VALANCE-PROJECTION



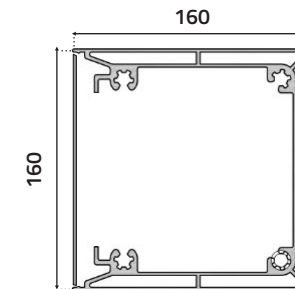
BASE BEAM-PROJECTION

BASE BEAM VALANCE-WIDTH

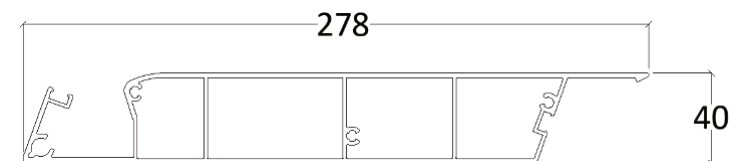


BASE BEAM-WIDTH

SUPPORTING POST



LOUVRES PROFILE







# PERGOLA



## WIN RAIN

Modern fabric pergola with adjustable roof louvres giving the possibility to fully control the terrace insolation. Thanks to the application of fabrics with unique properties, WIN RAIN blocks the harmful rays of the sun, at the same time allowing the appropriate amount of light to pass through.



Sun protection



Wind protection



Rain protection

WIN RAIN is an ideal solution for hotels, private houses, restaurants, bars, recreation and entertainment centres. The full range of colours and additional options gives the possibility of adjusting the pergola to every, even the most demanding, environment. Unique design, solutions and components of the highest quality combine to create an extremely durable, functional product which is able to meet even the most demanding expectations.

Each WIN RAIN pergola is carefully manufactured using the highest quality fabrics from the most reputable manufacturers. Extraordinary technical and visual properties, sensational resistance to external conditions and very rich colours are only some of the main features of fabrics used in the production of the WIN RAIN pergola.

**Serge Ferrari**

**copaco**  
screenweavers

**DICKSON**

**GIOVANARDI**



Waterproof with access to light



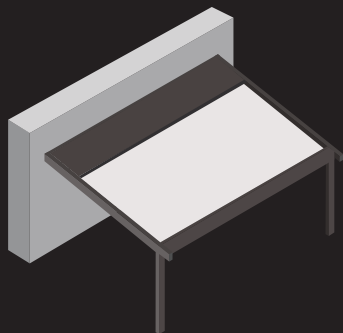
UV rays protection




Fire resistance




# PERGOLA CONFIGURATION




1 MODULE



2 MODULES



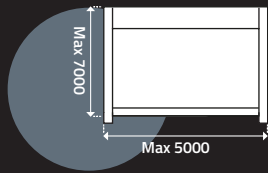
2 MODULES WITHOUT THE SUPPORTING POST



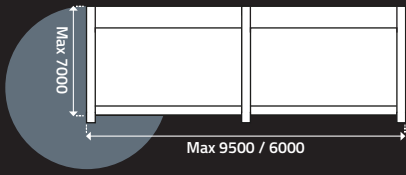
3 MODULES

# TECHNICAL DATA

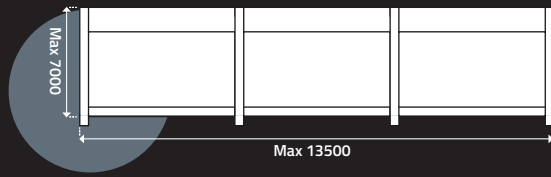
## MAXIMUM SIZE OF PERGOLA



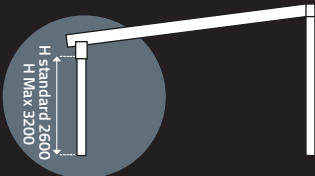
## MAXIMUM SIZE OF 2 MODULES: WITH /WITHOUT SUPPORTING POST



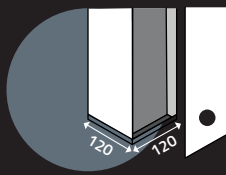
## MAXIMUM SIZE: 3 MODULES



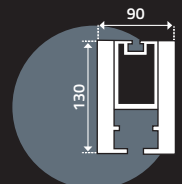
## MAXIMUM HEIGHT



## OPEN SUPPORTING POST WITH MAINTENANCE FLAP



## GUIDE RAIL



# FABRIC ROOF PERGOLA







# ACCESSORIES AND EXTRAS



# SYSTEMS INTEGRATION



WIN SCREEN®

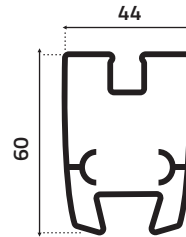


WIN GLASS®



WIN PANELS®





FABRIC HOLDER WITH LED


## INTEGRATED MODERN LED LIGHTING

Each WIN RAIN pergola can be additionally equipped with integrated white LED lighting located in the roof. RGB colours are optionally available. There is an additional possibility to equip in a dimmable lighting function, providing greater control over light intensity. The lighting is controlled in a very simple way using a remote control, smartphone or tablet.

## AUTOMATION AND CONTROL



## SYSTEMS INTEGRATION



The structure of the WIN RAIN pergola makes it possible to integrate additional systems, such as WIN SCREEN roller blinds and WIN GLASS sliding glass panels.



**WIN SCREEN**

WIN SCREEN roller blinds are a very stylish and functional additional protection of the interior of the WIN CLIMATIC SLIDE pergola against precipitation, wind and excessive sunlight. The unique properties of the fabrics will also ensure increased privacy and protection against insects. Thanks to the wide range of colours - each WIN SCREEN roller blind provides perfect match to the pergola structure.



**WIN GLASS**

WIN GLASS is an amazing combination of optimal visual and thermal comfort and protection against external conditions. Thanks to the use of 10mm toughened glass and unique, innovative technological solutions, the system ensures the safe use of every terrace's space, both at home and commercial properties. Wide selection of accessories, casing colours and glazing models will make WIN GLASS perfectly fit into many surroundings and meet even the most demanding expectations.



**WIN PANELS**

A modern covering product dedicated to pergolas. WIN PANELS is an amazing combination of optimum visual and thermal comfort and protection against external conditions. Thanks to the use of top - quality aluminium louvres and unique solutions, the system ensures safe use of the WIN RAIN pergola space in restaurants, hotels and home. A wide range of accessories, construction colours and models, WIN PANELS will fit perfectly into any surroundings and will meet even the most demanding expectations.

## COMPATIBILITY OF SYSTEMS WITH WIN RAIN PERGOLA



WIN SCREEN®



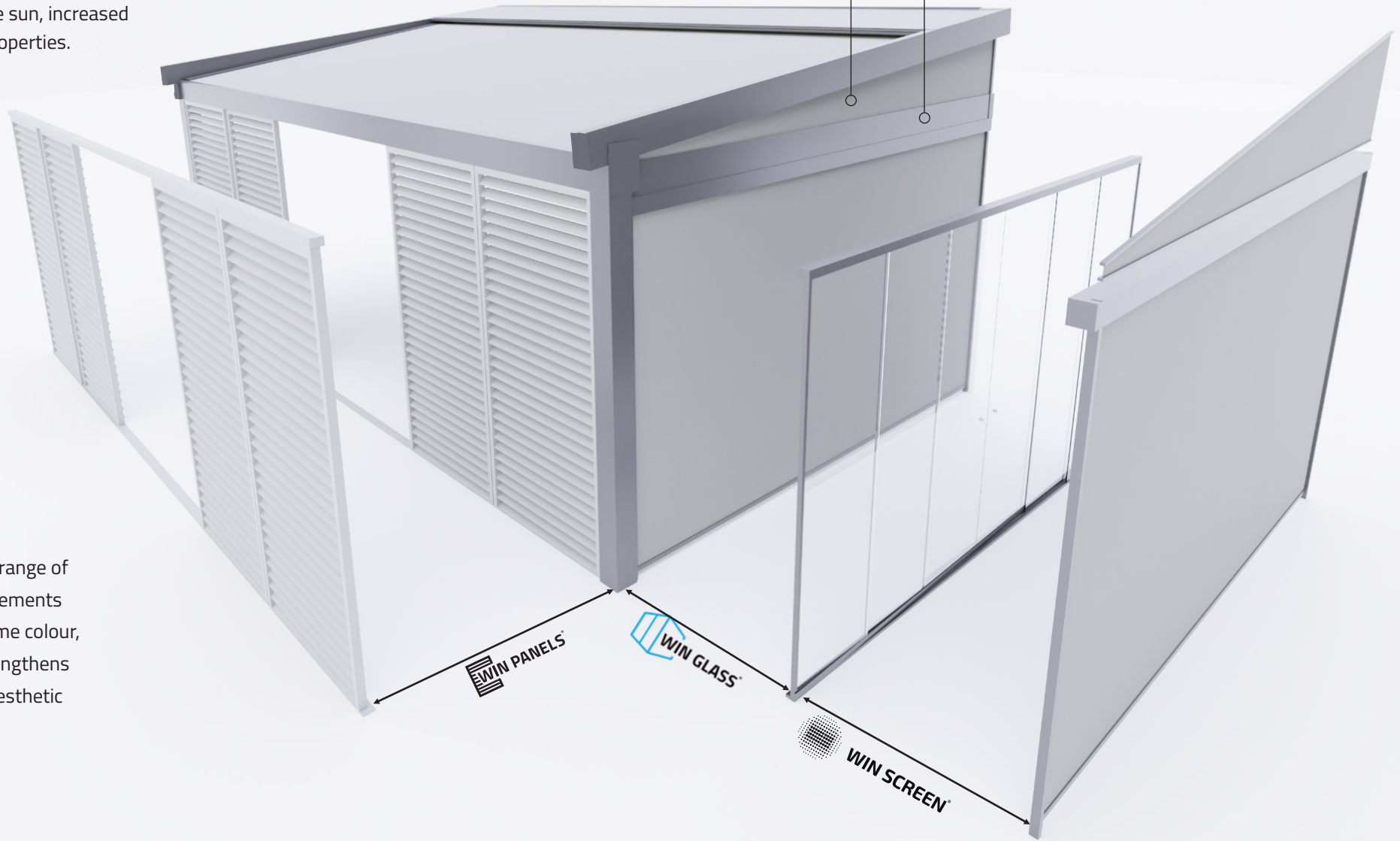
### WIN RAIN blends in perfectly with combination of WIN SCREEN roller blinds, WIN GLASS and WIN PANELS

Thanks to the additional use of these three modern systems, the WIN RAIN pergola gains the additional benefit of full protection from the sun, increased privacy and thermal properties.

Thanks to a very wide range of available colours, all elements can be made in the same colour, which additionally strengthens the already amazing aesthetic WIN RAIN values.

THANKS TO ADVANCED MANUFACTURING METHODS, IT IS POSSIBLE TO FILLING THE SPACE ABOVE THE CROSSBAR, WITH THE FABRIC OF YOUR CHOICE, CUT TO SIZE.

THANKS TO THE INSTALLATION OF A SPECIAL CROSS-BEAM, THE WIN RAIN PERGOLA CAN BE FULLY COVERED BY FITTING WIN SCREEN, WIN GLASS AND WIN PANELS







# WIN RAIN COLOUR PALETTE

LOUVRES / STRUCTURE / SUPPORTING POSTS / LED LIGHTING



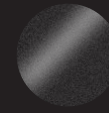
## STANDARD COLOURS



White-cream  
Structural  
(Close to RAL 9010)



Grey / Silver  
Structural  
(± RAL 9006)



Anthracite  
Structural  
(Close to RAL 7016)

## ADDITIONAL COLOURS



RAL 9016  
White - mat




White  
(Close to RAL 9010)



RAL 1013  
Cream



RAL 9006  
Grey / Silver



Grey Aluminium /  
GO (close to RAL  
9007)



RAL 7016  
Anthracite



Anthracite  
Structural



Anthracite metallic  
Structural / GO  
(Close to RAL 7016)



RAL 9005  
Brown Structural



RAL 8019  
Dark brown



RAL 9005  
Black mat



Black Structural  
(Close to RAL 9005)

## OUTSIDE WIN RAIN COLOUR PALETTE



### TIGER COATINGS

- SMOOTH STRUCTURES
- METALIC-EFFECTS
- METALIC - 29 SERIES
- 3D METALLICS FINE TEXTURE SERIES 68
- FLAT MATTE SERIES 68
- 3D METALLICS SMOOTH SURFACES SERIES 68



### ANY RAL COLOUR



### WOOD-LIKE COLOURS



### ANODISED COLOURS





# FABRIC COLOURS

## STANDARD FABRICS


**GIOVANARDI**  
OPATEX PRO




112  
White




272  
Champagne




878  
Grey / Light grey




819  
Taupe / Champagne



815  
Anthracite / Champagne



866  
Grey



546  
Light blue / Dark White



822  
Anthracite



904  
Black

**Serge Ferrari**  
So Soltis Proof W96



8102  
White



1103  
Off-white




2171  
Cloud




2047  
Black

## ADDITIONAL FABRICS

**DICKSON**  
SWK TOP




M005  
White




M652  
Silver


**copaco**  
screenweavers




001002  
Grey / White



001001  
Grey / Grey



001010  
Grey / Charcoal



010010  
Charcoal / Charcoal

## ADDITIONAL INFORMATION AND TECHNICAL DRAWINGS



### WATER DRAINAGE

Each WIN RAIN pergola is equipped with an innovative water drainage system integrated and concealed in the construction.



### STURDY CONSTRUCTION

Durable construction, made from the highest quality components. High resistance to weather conditions, including wind and rain.



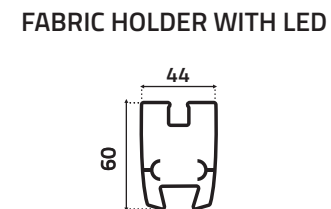
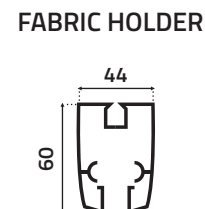
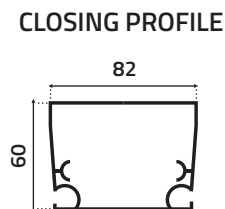
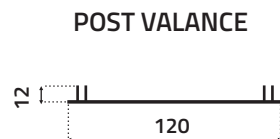
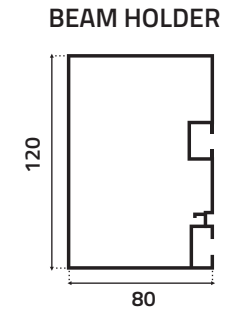
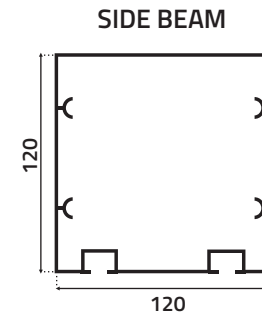
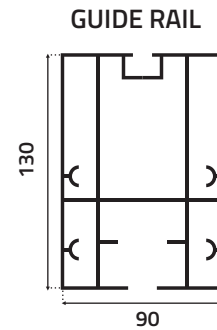
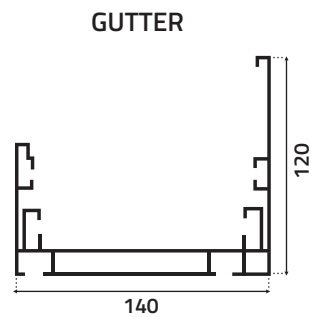
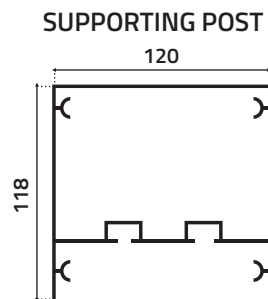
### CONCEALED SCREW CONNECTIONS

WIN RAIN is exceptional aesthetics combined with functionality. Hidden screw connections increase additionally the visual properties of the pergola.



### 5° ANGLE OF INCLINATION


The very low angle of inclination of the pergola, makes it's installation possible in practically any place: home, hotel, restaurant, shop.











**WIN SCREEN<sup>®</sup>**



# EXTERNAL WIN SCREEN® ROLLER BLINDS



Modern covering products, usually mounted on the outer side of a window or a glass wall, similar to classic external roller shutters or facade blinds. Win Screen blinds are above all designed to provide extra protection from excessive sunlight, as well as overheating of windows and rooms in the building. Thanks to the use of external WIN SCREEN roller blinds, we can save up to 58% on building cooling costs. Win Screen blinds reflect as much as up to 95% solar energy and thus allow you to save extra money on artificial lighting. Our WIN SCREEN line blinds not only provide optimal visual and thermal comfort, but also act as protection against insects and wind. Thanks to that, all users can enjoy a peaceful private zone, staying connected with the outside environment at all times.



SUNSCREEN PROPERTIES



LOWERS THE TOTAL COSTS OF BUILDINGS AIR CONDITIONING AND HEATING



VERY HIGH AESTHETICS AND VISUAL PROPERTIES



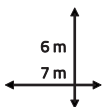
PROTECTION AGAINST INSECTS



PROTECTION AGAINST STRONG WINDS



FLUSH-MOUNTED FITTING OPTION



BIG DIMENSIONS ACHIEVABLE USING SMALL BOXES.



Project location: France  
 Box: 131 mm  
 System: ZIP  
 Fabrics: Copaco, Serge 600 047047  
 Casing colour: RAL 7016 Anthracite





**Project location: Finland**  
**Box: 89 mm**  
**System: screen ZIP**  
**Fabrics: Copaco, Serge 600 010010**  
**Casing colour: RAL 9005 Black Mat**



**Project location: Denmark**  
**Box: 89 mm**  
**System: Screen ZIP**  
**Fabrics: WIN SCREEN 5%, 45-06 Ebony**  
**Casing colour: RAL 9005 Black Mat**



**WIN SCREEN®**





**Project location:** Sweden  
**Box:** 103 mm  
**System:** Standard  
**Fabrics:** Copaco, Serge 600 010010  
**Casing colour:** RAL 9005 Black Mat



**Project location:** Poland  
**Box:** 131 mm  
**System:** ZIP  
**Fabrics:** Copaco, Serge 600 002002  
**Casing colour:** RAL 7016 Anthracite




**WIN SCREEN®**





Project location: Finland  
Box: 131 mm  
System: ZIP  
Fabrics: Copaco, Serge 600 010010  
Casing colour: RAL 9010



**WIN SCREEN®**



# EXTERNAL SCREEN ROLLER BLINDS MODELS

## ZIP SYSTEM



RZ-89-ZIP



RZ-103-ZIP



RZ-131-ZIP

## FLUSH MOUNTED ZIP/STD/L



## STANDARD SYSTEM



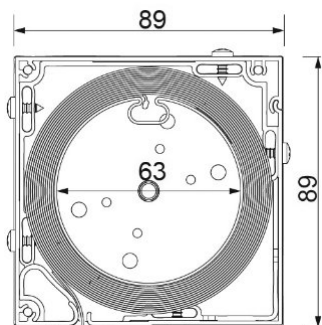
RZ-89 STD / RZ-103 STD / RZ-131 STD

## STEEL CORD

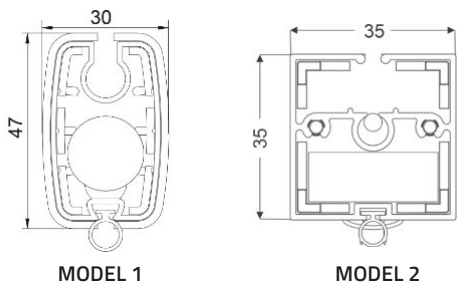


RZ-89 L / RZ-103 L / RZ-131 L

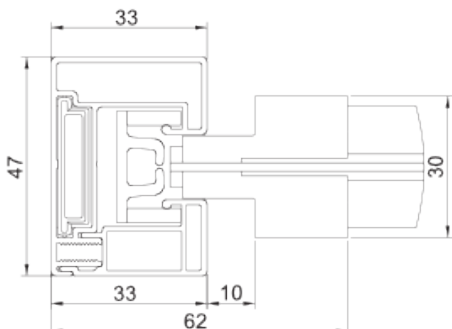
BOX SHAPE 90°



BOTTOM BAR



ZIP GUIDE RAIL



# WIN SCREEN® RZ-89 ZIP




SIZE	
MIN. WIDTH	500 mm
MAX. WIDTH	3000 mm
MIN. HEIGHT	500 mm
MAX. HEIGHT	2400 mm

**RZ-89-ZIP** is a universal model of external/ facade roller blind in a self-supporting box with ZIP guide rails. The fabric is inserted and stretched in special two-piece guides, using zipper technology. ZIP system guarantees perfect fabric tension, thanks to which our roller is very stable, wind and insect proof. External roller blinds are designed for direct fitting in the window recess – window joinery, outside the window recess – to the wall. In this regard, they are similar to external aluminum roller blinds or facade blinds. Only 90° box shape is available in 89mm size. Maintenance flap is located at the front of the roller blinds box which enables easier servicing. The box profile and guide rails are made of extruded aluminum, which allows us to manufacture products up to 3000 mm width and 2400 mm height.



# CONFIGURATION EXAMPLE

BOX SHAPE



90°

BOTTOM BAR





MODEL 1



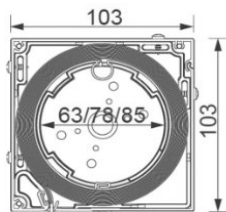
MODEL 2

ZIP GUIDE RAIL

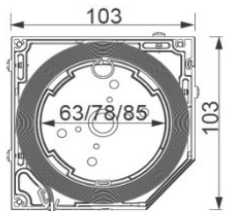


Project location: Norway  
Box: 89 mm  
System: ZIP  
Fabrics: Copaco, Serge 600 001005  
Copaco, Serge 600 001006  
Casing colour: RAL 7016 Anthracite

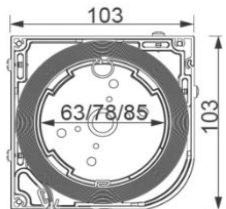
BOX SHAPE 90°



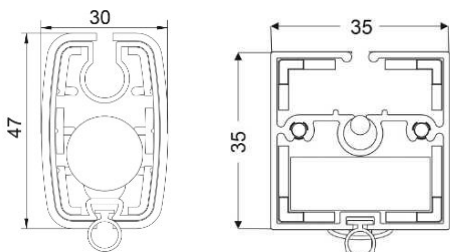
BOX SHAPE 45°



BOX SHAPE OVAL°



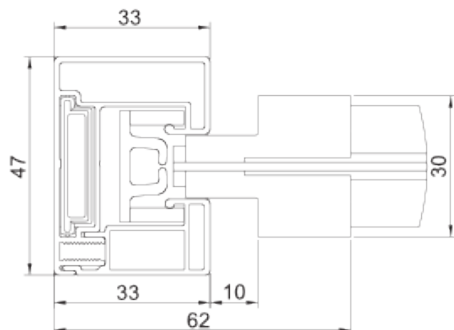
BOTTOM BAR



MODEL 1

MODEL 2

ZIP GUIDE RAIL



# WIN SCREEN® RZ-103 ZIP




SIZE	
MIN. WIDTH	500 mm
MAX. WIDTH	5000 mm
MIN. HEIGHT	500 mm
MAX. HEIGHT	3000 mm

**RZ-103-ZIP** is a universal model of an external/ facade roller blind in a self-supporting box with ZIP guide rails. The fabric is inserted and stretched in special two-piece guides, using zipper. ZIP system guarantees perfect fabric tension, thanks to which our roller is very stable, wind and insect proof. External roller blinds are designed for direct fitting in the window recess – window joinery, outside the window recess – to the wall. In this regard, they are similar to external aluminum roller blinds or facade blinds. The 103 mm box has three shapes: 45°, 90° and oval. Maintenance flap is located at the front of the roller blinds box which enables easier servicing. The box profile and guide rails are made of extruded aluminum, which allows us to manufacture products up to 5000 mm width and 3000 mm height.

# CONFIGURATION EXAMPLE

## BOX SHAPE



90°



45°



OVAL

## BOTTOM BAR

MODEL 1



MODEL 2



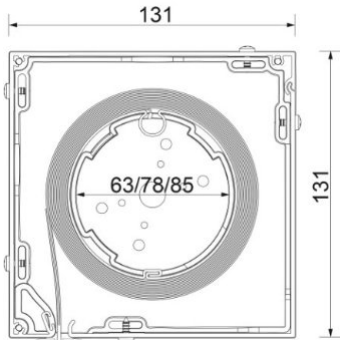
## ZIP GUIDE RAIL



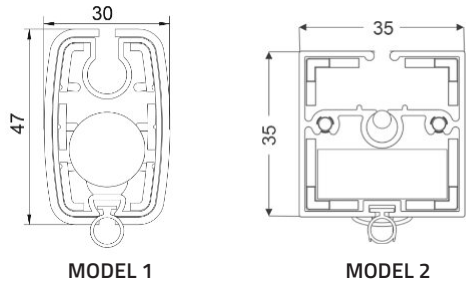
Project location: Finlandia  
Box: 103 mm  
System: ZIP  
Fabrics: Copaco, Serge 600 030030  
Casing colour: RAL 9005 Black Matt



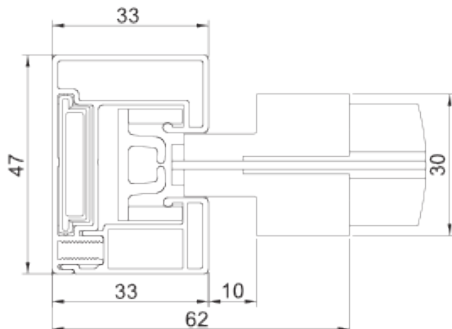
## BOX SHAPE 90°



## BOTTOM BAR



## ZIP GUIDE RAIL



## WIN SCREEN® RZ-131 ZIP



SIZE	
MIN. WIDTH	500 mm
MAX. WIDTH	7000 mm
MIN. HEIGHT	500 mm
MAX. HEIGHT	6000 mm

**RZ-131-ZIP** is a universal model of an external/ facade roller blind in a self-supporting box with ZIP guide rails. The fabric is inserted and stretched in special two-piece guides, using zipper. ZIP system guarantees perfect fabric tension, thanks to which our roller is very stable, wind and insect proof. External roller blinds are designed for direct fitting in the window recess – window joinery, outside the window recess – to the wall, as side filling in pergolas, winter gardens and other garden terraces. Maintenance flap is located at the front of the roller blinds box which enables easier servicing. Boxes and guide rails are made of extruded, reinforced aluminium. It allows us to manufacture win screen blinds up to 7000 mm width - total surface of up to 27 m<sup>2</sup> for selected fabrics.

# CONFIGURATION EXAMPLE

BOX SHAPE



90°

BOTTOM BAR




MODEL 1



MODEL 2

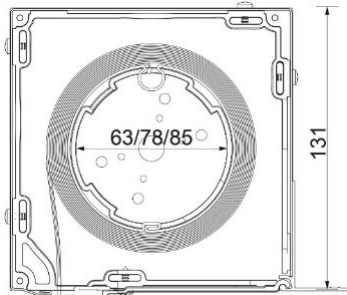
ZIP GUIDE RAIL



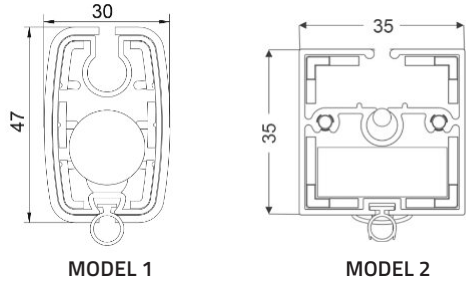
Project Location: Finland  
Box: 131 mm  
System: ZIP  
fabrics: Copaco, Serge 600 047047  
Casing colour: RAL 7016 Anthracite



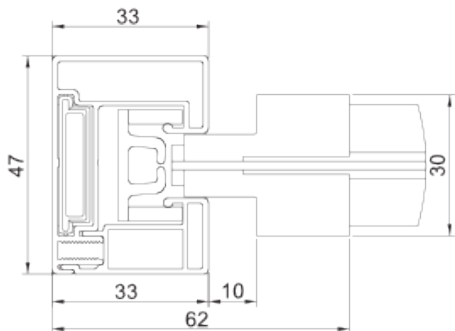
BOX SHAPE 90°




BOTTOM BAR



ZIP GUIDE RAIL



# WIN SCREEN® RZP-131 ZIP




SIZE	
MIN. WIDTH	500 mm
MAX. WIDTH	5400 mm
MIN. HEIGHT	500 mm
MAX. HEIGHT	6000 mm

**RZP-131-ZIP** is a version of an external roller blind with ZIP guide rails designed for installation with the maintenance flap located at the bottom of the box allowing for much easier servicing. The used fabric is inserted and stretched in special two-piece guides, using zip technology. The fitting bracket in the front of the box allows any types of plastering to be used. Our box profile can be plastered and insulated from every side, leaving only the maintenance flap at the bottom. The special construction of the guide rails enables their partial built-in installation, thanks to which the whole system blends in perfectly with the building facade. Only 90 ° box profile type in 131 mm size is available, thanks to small size of the box we can apply insulation from 140 mm – 150 mm thick. The guide rails are made of extruded aluminum, while the box is made of cold-bended aluminum sheet, which allows us to manufacture products up to 5400 mm width and 6000 mm height



# CONFIGURATION EXAMPLE

BOX SHAPE



90°

BOTTOM BAR




MODEL 1




MODEL 2

ZIP GUIDE RAIL



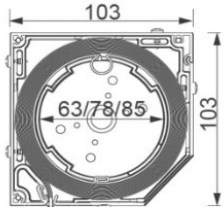
Project location: Norway  
Box: 131 mm  
System: Flush mounted ZIP  
Fabrics: Copaco, Serge B0 Lunar 010010  
Casing colour: RAL 7016 Anthracite

BOX SHAPE 90°



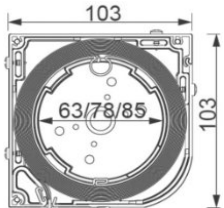
RZ-89 STD  
RZ-103 STD  
RZ-131 STD

BOX SHAPE 45°



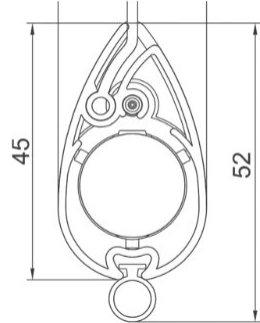
RZ-103 STD

BOX SHAPE OVAL


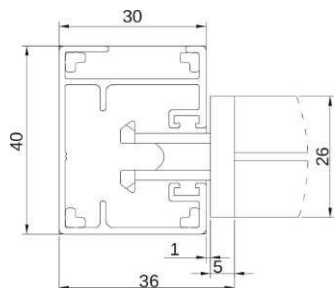


RZ-103 STD

BOTTOM BAR



STANDARD GUIDE RAIL



# WIN SCREEN® RZ-89 STD / RZ-103 STD / RZ-131 STD



SIZE	RZ-89-STD	RZ-103-STD	RZ-131-STD
MIN. WIDTH	500 mm	500 mm	500 mm
MAX. WIDTH	3000 mm	5000 mm	5000 mm
MIN. HEIGHT	500 mm	500 mm	500 mm
MAX. HEIGHT	2800 mm	4000 mm	6000 mm

**RZ-89-STD / RZ-103-STD / RZ-131-STD** is a version of an external / facade roller blind with STANDARD guide rails made from extruded aluminum. The fabric is tensioned by gravity thanks to a heavy weight bar, which is guided through single side guides, whereas systemically the narrower material ensures proper air circulation between the roller blinds and the window.



# CONFIGURATION EXAMPLE

## BOX SHAPE

RZ-89 STD  
RZ-103 STD  
RZ-131 STD



90°

RZ-103 STD



45°

RZ-103 STD




OVAL

## BOTTOM BAR



STANDARD GUIDE RAIL




Project location: Sweden  
Box: 103 mm  
System: Standard  
Fabrics: Copaco, Serge 600 010010  
Casing colour: RAL 9005 Black Matt



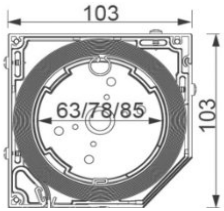
## BOX SHAPE 90°

RZ-89 L  
RZ-103 L  
RZ-131 L



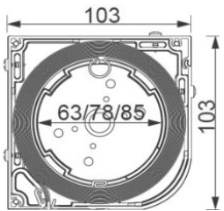
## BOX SHAPE 45°

RZ-103 L

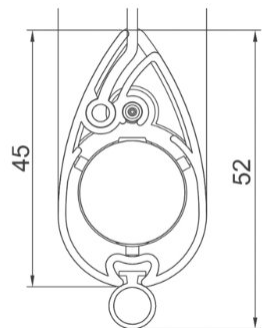


## BOX SHAPE OVAL

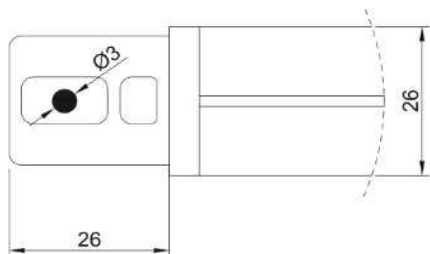
RZ-103 L



## BOTTOM BAR



## STEEL CORD



## WIN SCREEN® RZ-89 L / RZ-103 L / RZ-131 L




SIZE	RZ-89-L	RZ-103-L	RZ-131-L
MIN. WIDTH	500 mm	500 mm	500 mm
MAX. WIDTH	3000 mm	5000 mm	5000 mm
MIN. HEIGHT	500 mm	500 mm	500 mm
MAX. HEIGHT	2800 mm	4000 mm	6000 mm

**RZ-89-L / RZ-103-L / RZ-131-L** instead of guide rails stainless steel wire  $\varnothing$  3 mm is applied. The box profile and guide rails in both designs are made of extruded aluminum, which allows us to manufacture products up to 3000 mm width and 2800 mm

# CONFIGURATION EXAMPLE

RZ-89 L  
RZ-103 L  
RZ-131 L



90°

RZ-103 L



45°

RZ-103 L




OVAL

BOTTOM BAR



STEEL CORD



Project location: Sweden  
Box: 131 mm  
System: Steel cord  
Fabrics: Copaco, Serge 600 002007  
Casing colour: RAL 7016 Anthracite

# WIN SCREEN COLOUR PALETTE

BOX / GUIDE RAILS / BOTTOM BAR

## STANDARD COLOURS




RAL 9016  
White - mat



White  
(Close to RAL 9010)



White-cream  
Structural  
(Close to RAL 9010)



Anthracite  
Structural  
(Close to RAL 7016)



RAL 9006  
Grey / Silver



Grey / Silver  
Structural  
(± RAL 9006)



Grey Aluminium /  
GO (close to RAL  
9007)



RAL 7016  
Anthracite



Anthracite  
Structural



Anthracite metallic  
Structural / GO  
(Close to RAL 7016)



RAL 9005  
Brown Structural



RAL 9005  
Black mat



Black Structural  
(Close to RAL 9005)

## ADDITIONAL COLOURS



RAL 1013  
Cream



RAL 8019  
Dark brown

## OUTSIDE WIN SCREEN STANDARD COLOUR PALETTE



### TIGER COATINGS

- SMOOTH STRUCTURES
- METALIC-EFFECTS
- METALIC - 29 SERIES
- 3D METALLICS FINE TEXTURE SERIES 68
- FLAT MATTE SERIES 68
- 3D METALLICS SMOOTH SURFACES SERIES 68



### ANY RAL



### WOOD-LIKE COLOURS



### ANODISED COLOURS



WIN SCREEN®



## COLLECTION:



### WIN SCREEN

- WIN SCREEN 1 (1%)
- WIN SCREEN 3 (3%)
- WIN SCREEN 5 (5%)
- WIN SCREEN 10 (10%)



- SERGE 600 BO LUNAR (BLACK OUT)
- SERGE 100 (1%)
- SERGE 600 (5%)



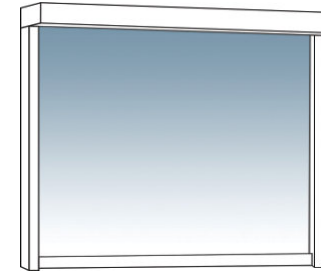
- SOLTIS 92 (4%)
- SOLTIS 86 (14%)
- SOLTIS VEOZIP (5%)



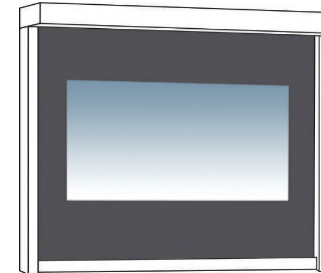
- CRISTAL TRIO

## PVC / CRISTAL FOIL MODELS AVAILABLE:

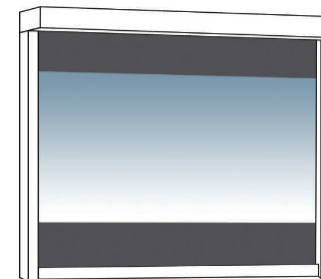
Model 1



Model 2



Model 3



# FABRICS COLOURS



## WIN SCREEN



**copaco**  
screenweavers

### WIN SCREEN 1 (1%)

WIN SCREEN 1 / 51-01	WIN SCREEN 1 / 51-08	WIN SCREEN 1 / 51-06
CHALK	SOFT GREY	EBONY

### SERGE 600 BO LUNAR (BLACK OUT)

SERGE 600 BO LUNAR / 002 002	SERGE 600 BO LUNAR / 002 007	SERGE 600 BO LUNAR / 001 002	SERGE 600 BO LUNAR / 007 007	SERGE 600 BO LUNAR / 001 001	SERGE 600 BO LUNAR / 033 001	SERGE 600 BO LUNAR / 001 010	SERGE 600 BO LUNAR / 010 010
FRONT: WHITE BACK: WHITE	FRONT: WHITE BACK: SILVER	FRONT: GREY BACK: SILVER	FRONT: PEARL GREY BACK: SILVER	FRONT: GREY BACK: SILVER	FRONT: OYSTER SHELL BACK: SILVER	FRONT: GREY BACK: SILVER	FRONT: CHARCOAL BACK: SILVER

### WIN SCREEN 5 (5%)

WIN SCREEN 5 / 45-01	WIN SCREEN 5 / 45-11	WIN SCREEN 5 / 45-10	WIN SCREEN 5 / 45-03	WIN SCREEN 5 / 45-08	WIN SCREEN 5 / 45-05	WIN SCREEN 5 / 45-06
CHALK	BEIGE PEARL GREY	CHARCOAL DARK BRONZE	CHALK SOFT GREY	SOFT GREY	CHARCOAL IRON GREY	EBONY

### SERGE 100 (1%)

SERGE 100 / 002 002	SERGE 100 / 008 008	SERGE 100 / 011 011	SERGE 100 / 002 007	SERGE 100 / 001 002	SERGE 100 / 007 007	SERGE 100 / 001 007	SERGE 100 / 001 010	SERGE 100 / 010 010
FRONT: WHITE BACK: WHITE	FRONT: LINEN BACK: LINEN	FRONT: BRONZE BACK: BRONZE	FRONT: WHITE BACK: PEARL GREY	FRONT: GREY BACK: WHITE	FRONT: PEARL GREY BACK: PEARL GREY	FRONT: GREY BACK: GREY	FRONT: GREY BACK: CHARCOAL	FRONT: CHARCOAL BACK: CHARCOAL

### SERGE 600 (5%)

SERGE 600 / 002 002	SERGE 600 / 008 008	SERGE 600 / 033 033	SERGE 600 / 011 011	SERGE 600 / 010 010	SERGE 600 / 002 007	SERGE 600 / 001 002
FRONT: WHITE BACK: WHITE	FRONT: LINEN BACK: LINEN	FRONT: SANDSTONE BACK: SANDSTONE	FRONT: BRONZE BACK: BRONZE	FRONT: CHARCOAL BACK: BRONZE	FRONT: WHITE BACK: PEARL GREY	FRONT: GREY BACK: WHITE
SERGE 600 / 007 007	SERGE 600 / 001 001	SERGE 600 / 033 001	SERGE 600 / 001 010	SERGE 600 / 047 047	SERGE 600 / 010 010	SERGE 600 / 030 030
FRONT: PEARL GREY BACK: PEARL GREY	FRONT: GREY BACK: GREY	FRONT: OYSTER SHELL BACK: OYSTER SHELL	FRONT: GREY BACK: CHARCOAL	FRONT: ANTHRACITE GREY BACK: ANTHRACITE GREY	FRONT: CHARCOAL BACK: CHARCOAL	FRONT: PURE BLACK BACK: PURE BLACK

### SERGE 600 COLORS (5%)


SERGE 600 / 001 006	SERGE 600 / 001 004	SERGE 600 / 001 005	SERGE 600 / 001 012	SERGE 600 / 001 044	SERGE 600 / 001 014	SERGE 600 / 001 009
FRONT: GREY/YELLOW BACK: GREY/YELLOW	FRONT: GREY/GOLD BACK: GREY/GOLD	FRONT: GREY/MANDARIN BACK: GREY/MANDARIN	FRONT: GREY/GREEN BACK: GREY/GREEN	FRONT: PALM BACK: PALM	FRONT: GREY BACK: TURQUOISE	FRONT: GREY BACK: BLUE AZURE



## SOLTIS 92 (4%)

7	8	9	10
SOLTIS 92 / 92-2171	SOLTIS 92 / 92-2167	SOLTIS 92 / 92-2047	SOLTIS 92 / 92-51176
BOULDER	CONCRETE	ANTHRACITE	DEEP BLACK

## TRANSPARENT FOIL (CRISTAL TRIO)



## SOLTIS 86 (14%)

1	2	3	4
SOLTIS 86 / 86-2171	SOLTIS 86 / 86-2167	SOLTIS 86 / 86-2047	SOLTIS 86 / 86-51176
BOULDER	CONCRETE	ANTHRACITE	DEEP BLACK

## SOLTIS VEOZIP (5%)

1	2	3	4
VEOZIP / 7605 - 51184	VEOZIP / 7605 - 51192	VEOZIP / 7605 - 51194	VEOZIP / 7605 - 51198
FROST WHITE	SEA LION	SHADOW	GRAPHITE BLACK



# MOTORS / CONTROLS / AUTOMATION



## RADIO CONTROLLED IO MOTORS / 2-WAY REMOTE CONTROLS

- TOUCH SWITCHES
- REMOTES



## RADIO CONTROLLED RTS MOTORS / 1-WAY REMOTE CONTROLS - SOMFY

- TOUCH SWITCHES
- REMOTES



## RADIO CONTROLLED RTS MOTORS / 1-WAY REMOTE CONTROLS - YOODA

- TOUCH SWITCHES
- REMOTES



## WIRED MOTORS CONTROLS:

- MECHANICAL
- TOUCH
- GLASS



## SOLAR & WIND AUTOMATION FOR WIRED AND RADIO CONTROLLED / IO MOTORS.


Enables automatic blinds lowering in the event of strong sunlight and raising the blinds in case of strong winds providing additional protection against damage.



## SMART HOME

- TAHOMA
- CONNEXOON
- YODA SMART HOME

Central units allow radio controlled motors control through internet access or by smartphone / tablet.



## SOLAR / BATTERY POWERED MOTORS

**somfy**®

**SIMU**

**YOODA**®  
TECHNOLOGY



**Project location:** Sweden  
**Box:** 103 mm  
**System:** ZIP  
**Fabrics:** WIN SCREEN 3% 43-08 fabrics  
**Casing colour:** RAL 9006 Gray/Silver







TOUGHENED GLASS SLIDING PANELS SYSTEM, DEDICATED FOR PERGOLAS AND GLASS ROOFS.

WIN GLASS IS AN AMAZING COMBINATION OF OPTIMAL VISUAL AND THERMAL COMFORT AND ALSO A GREAT PROTECTION AGAINST EXTERNAL CONDITIONS.

THANKS TO THE USE OF 10MM TOUGHENED GLASS AND UNIQUE SOLUTIONS, THE SYSTEM PROVIDES SAFE USE OF THE TERRACE SPACE AT HOME AND BOTH RESTAURANT, HOTEL.

WIDE CHOICE OF ACCESSORIES, CONSTRUCTION COLOURS AND GLAZING MODELS MAKE WIN GLASS PERFECTLY FITTED IN ANY ENVIRONMENT AND WILL FULFILL EVEN THE MOST DEMANDING EXPECTATIONS.



VERY WIDE CHOICE OF COLOURS AND GLASS SHADES



SUNSHADING PROPERTIES INCREASED THANKS TO SCREEN BLINDS



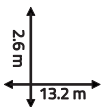
(AN ELEGANT AND MODERN ) REFINED SYSTEM THAT IMPROVES VISUAL CONDITIONS



INSECT PROOF



WIND PROTECTION

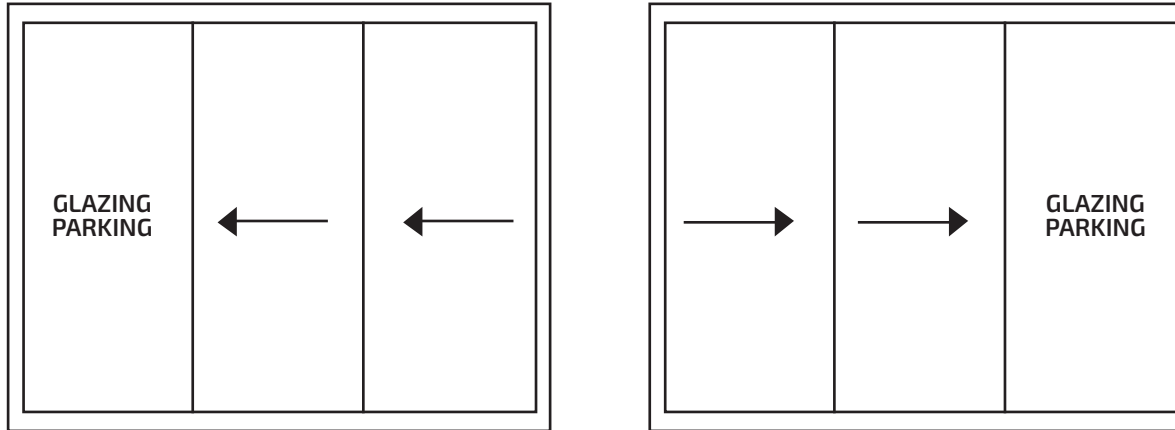


LARGE DIMENSIONS ARE POSSIBLE THANKS TO USE OF MODERN SOLUTIONS

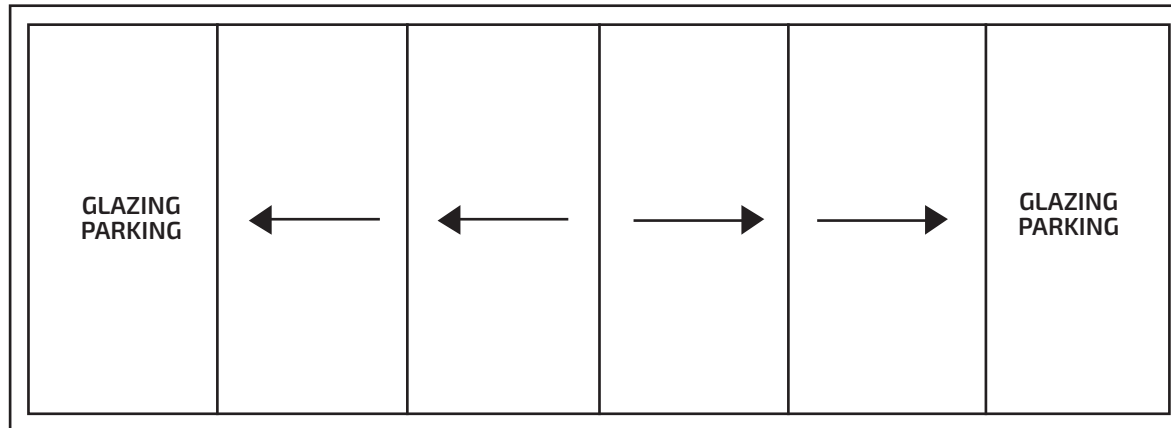




### ONE-SIDED SLIDING

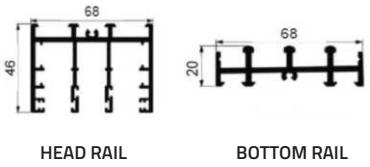


### TWO-SIDED SLIDING

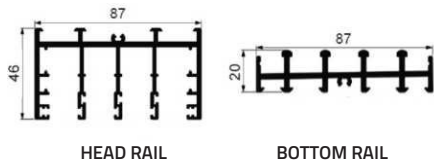


**TECHNICAL DATA**

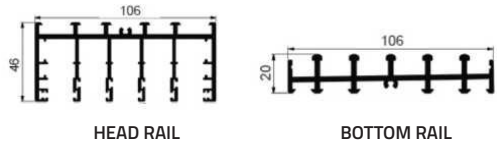
**3 TRACKS RAIL**



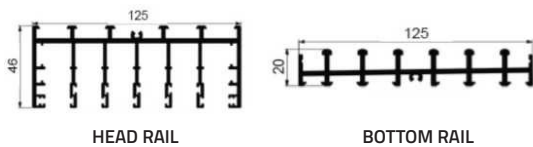
**4 TRACKS RAIL**



**5 TRACKS RAIL**

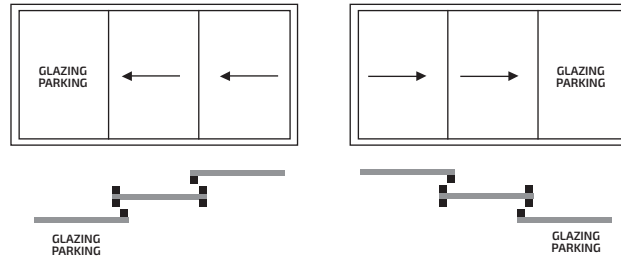


**6 TRACKS RAIL**

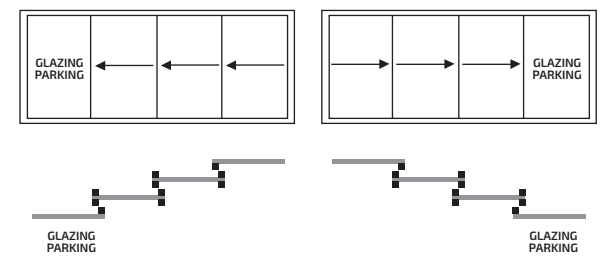


**TOUGHENED GLASS SLIDING PANELS SYSTEM - ONE-SIDED SLIDING**

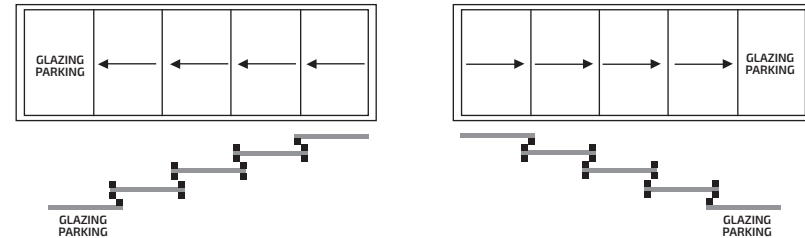
**3 TRACKS RAIL - ONE-SIDED SLIDING  
- 3 TOUGHENED GLASS PANELS**  
Opening direction ( Outside view )



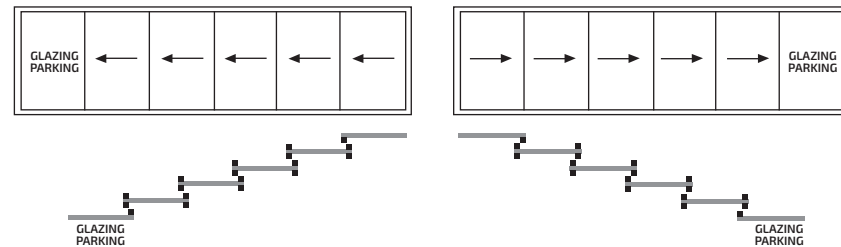
**4 TRACKS RAIL - ONE-SIDED SLIDING  
- 4 TOUGHENED GLASS PANELS**  
Opening direction ( Outside view )



**5 TRACKS RAIL - ONE-SIDED SLIDING  
- 5 TOUGHENED GLASS PANELS**  
Opening direction ( Outside view )



**6 TRACKS RAIL - ONE-SIDED SLIDING  
- 6 TOUGHENED GLASS PANELS**  
Opening direction ( Outside view )



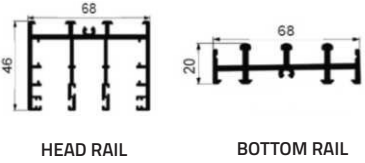
**Specifications:**

<b>Total width (one-sided sliding)</b>	min. 1940 mm / max. 6600 mm
<b>Glass Width</b>	min. 650 mm / max. 990 mm (Panels overlap by about 20-30mm)
<b>Maximum total height</b>	2600 mm
<b>Glazing</b>	10 mm toughened glass
<b>Fitting</b>	Top rail - surface fitting Bottom rail - surface or ground fitting

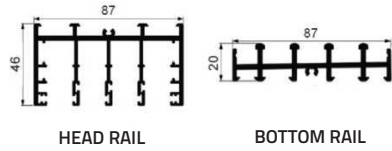


**TECHNICAL DATA**

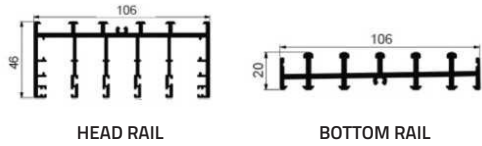
**3 TRACKS RAIL  
(6 glass panels)**



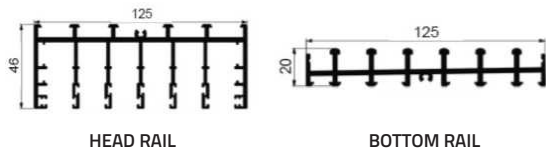
**4 TRACKS  
(8 glass panels)**



**5 TRACKS  
(10 glass panels)**

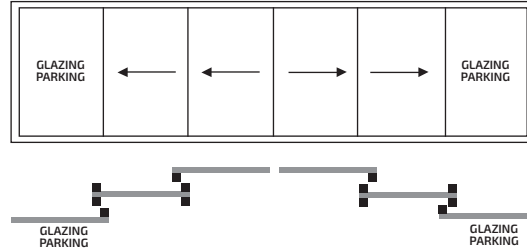


**6 TRACKS  
(12 glass panels)**

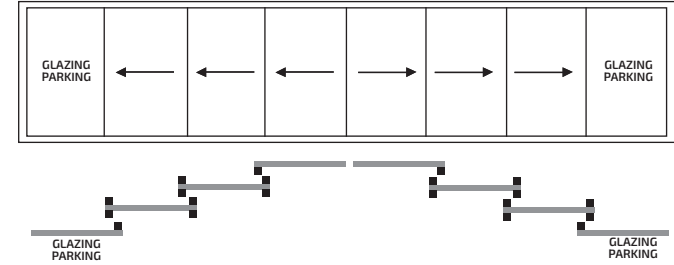


**TOUGHENED GLASS SLIDING PANELS SYSTEM - TWO-SIDED SLIDING**

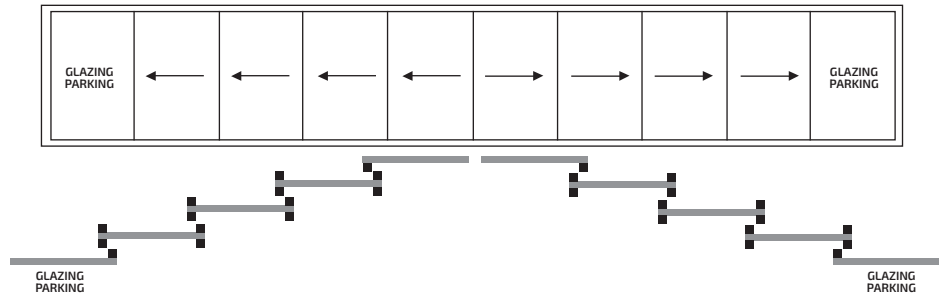
**3 TRACKS RAIL - TWO-SIDED SLIDING  
- 6 TOUGHENED GLASS PANELS**  
Opening direction ( Outside view )



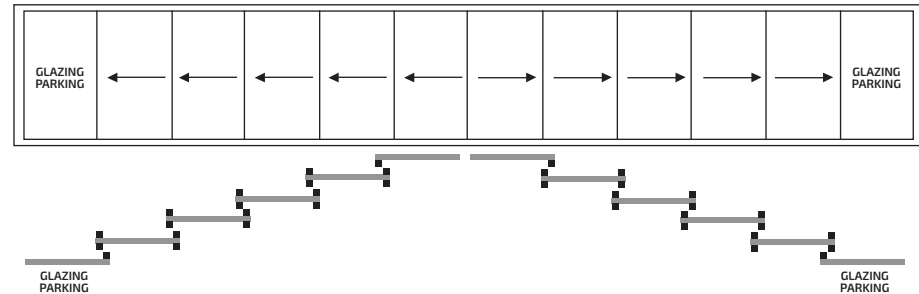
**4 TRACKS RAIL - TWO-SIDED SLIDING  
- 8 TOUGHENED GLASS PANELS**  
Opening direction ( Outside view )



**5 TRACKS RAIL - TWO-SIDED SLIDING  
- 10 TOUGHENED GLASS PANELS**  
Opening direction ( Outside view )



**6 TRACKS RAIL - TWO-SIDED SLIDING  
- 12 TOUGHENED GLASS PANELS**  
Opening direction ( Outside view )

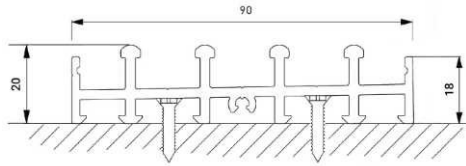


**Specifications:**

Total width (two-sided sliding)	min. 3800 mm / max. 13200 mm
Glass Width	min. 650 mm / max. 990 mm (Panels overlap by about 20-30mm)
Maximum total height	2600 mm
Glazing	toughened glass 10 mm
Fitting	Top rail - surface fitting Bottom rail - surface or ground fitting

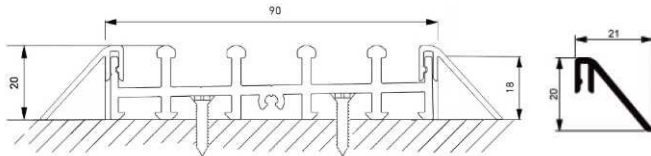
**Bottom rail / valance fixing type**

**TYPE - A**



Bottom rail surface fitting - no valance.  
Example: bottom rail 4 - tracks.

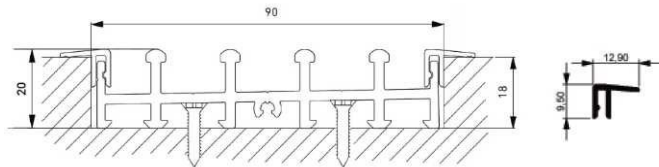
**TYPE - B**



Bottom rail surface fitting - valance Type - B.  
Example: bottom rail 4 - tracks

Bottom rail valance - surface fitting

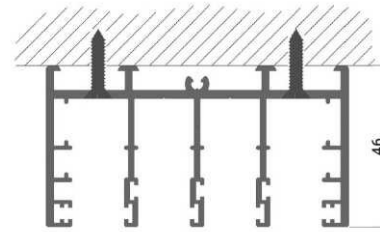
**TYPE - C**



Bottom rail surface fitting - valance Type - C.  
Example: bottom rail 4 - tracks


Bottom rail valance - recessed fitting

**Head rail fitting**



Head rail surface fitting.  
Example: head rail 4 - tracks.

**Side vertical profiles fitting**



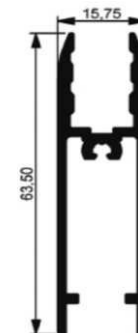
Side vertical profiles surface fitting.  
Example: rail 4 - tracks

Side vertical profile "U" 26x26 mm

**Sliding panel brush**



**Glass bottom profile**



**Toughened glass sliding panels system, dedicated for pergolas and glass roofs.**

**Complete system's set includes:**

- 10mm toughened glass panels.
- bottom and head rail: 3, 4, 5 or 6 tracks,
  - vertical side profiles,
  - stainless steel handles,
- possibility to fix the bottom rail to the surface or the ground.

**Optional:**

- side rails valances,
- lock in the first sliding panel,
- sliding panel brush.

**Handles - knobs:**

**TYPE - A**



One-sided chrome knob

**TYPE - B**



Two-sided chrome knob

**TYPE - C**



Stainless steel recessed handle

**Lock - blockade  
TYPE - C**



First sliding panel lock

# WIN GLASS COLOUR PALETTE

CASING COLOURS / ALUMINIUM PROFILES ( BOTTOM AND HEAD RAIL, GLASS BOTTOM PROFILE, VERTICAL SIDE PROFILE )

## STANDARD COLOURS



## ADDITIONAL COLOURS



ATTENTION!  
PLASTIC ELEMENTS AVAILABLE ONLY  
IN BLACK OR WHITE COLOURS



## OUTSIDE WIN GLASS COLOUR PALETTE



## TIGER COATINGS

- SMOOTH STRUCTURES
- METALIC-EFFECTS
- METALIC - 29 SERIES
- 3D METALLICS FINE TEXTURE SERIES 68
- FLAT MATTE SERIES 68
- 3D METALLICS SMOOTH SURFACES SERIES 68



ANY RAL COLOUR



WOOD-LIKE COLOURS



ANODISED COLOURS



FLOAT (toughened glass - clear)

BROWN (toughened glass - dyed in brown mass)

DIAMANT (toughened, cristal glass - very high light transparency and lacking any green shades)

MILK (toughened glass - chemically etched on one surface dyed in milk mass)

GRAPHITE (toughened glass - dyed in graphite mass)

BLACK (toughened glass - dyed in black mass - large blackout)

MIRROR (partially reflective mirror - reflective on one side and transparent at the other. Perception of one-way transmission depends on lighting conditions)









The logo for EWIN PANELS features a stylized square icon on the left, composed of horizontal lines and a vertical bar. To the right of the icon, the text "EWIN PANELS" is written in a bold, sans-serif font, with a registered trademark symbol (®) at the end.

**EWIN PANELS®**



# WIN PANELS®

ALUMINIUM WIN PANELS SYSTEM - STYLE, FUNCTIONALITY, INNOVATION, MODERN SOLUTIONS AND UNIQUE DESIGN.

WIN PANELS IS A MODERN COVERING PRODUCT, WHICH IS AN IDEAL SOLUTION DEDICATED TO PERGOLAS, TERRACE ROOFING AND MUCH MORE. WIN PANELS PROVIDE ADDITIONAL PROTECTION AGAINST WEATHER CONDITIONS, INCREASE PRIVACY AND IMPROVE THE AESTHETIC VALUE OF ANY SPACE THROUGH THEIR AMAZING DESIGN.

THE USE OF ROTATING SLATS, ADJUSTABLE FROM 0 TO 90 DEGREES, GIVES YOU THE POSSIBILITY TO ADJUST THE INTENSITY OF THE LIGHT.

WIDE RANGE OF ACCESSORIES, COLOURS OF CONSTRUCTION AND MODELS MAKE WIN PANELS PERFECTLY FIT INTO ANY ENVIRONMENT AND MEET EVEN THE MOST DEMANDING EXPECTATIONS.



VERY WIDE CHOICE OF COLOURS AND GLASS SHADES



SUNSHADING PROPERTIES INCREASED THANKS TO SCREEN BLINDS



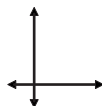
(AN ELEGANT AND MODERN ) REFINED SYSTEM THAT IMPROVES VISUAL CONDITIONS



INSECT PROOF



WIND PROTECTION

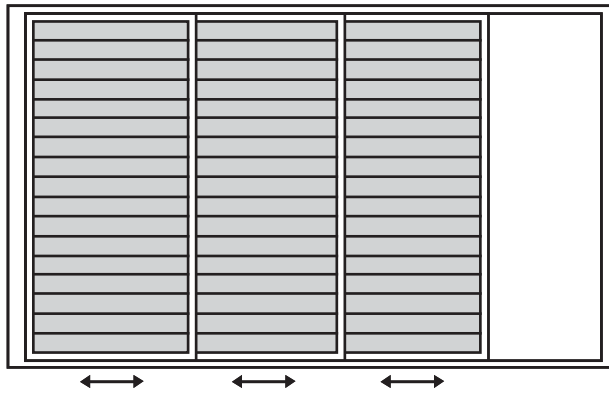


LARGE DIMENSIONS ARE POSSIBLE THANKS TO USE OF MODERN SOLUTIONS

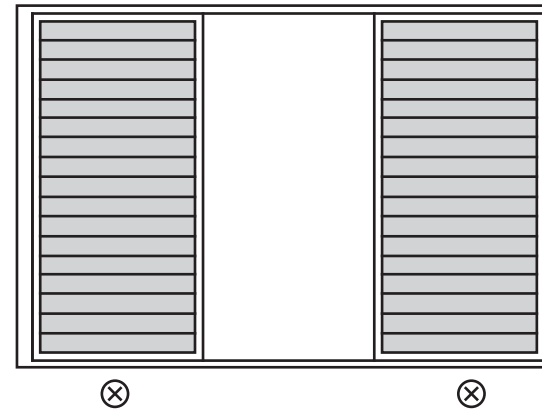


# EWIN PANELS<sup>®</sup>

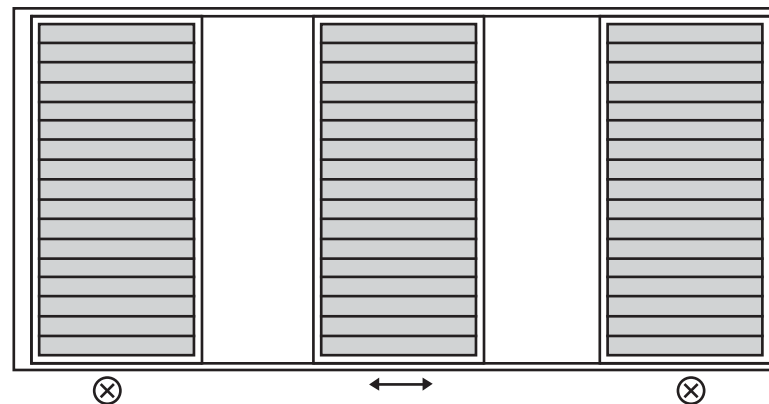
### SLIDING PANELS



### FIXED PANELS

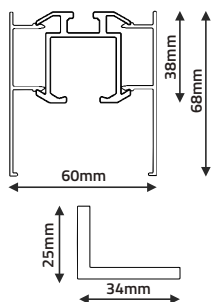


### MIX - SLIDING & FIXED PANELS

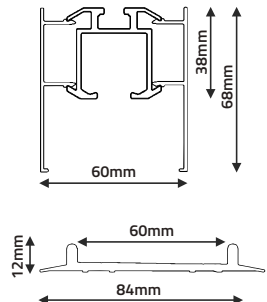


## TECHNICAL DATA OF PANELS SLIDING SYSTEM

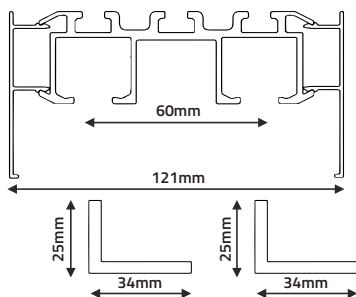
### TYP A - 1 TOR



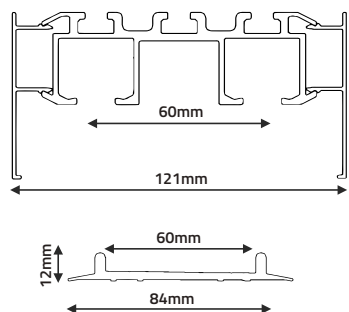
### TYP A SLIM - 1 TOR



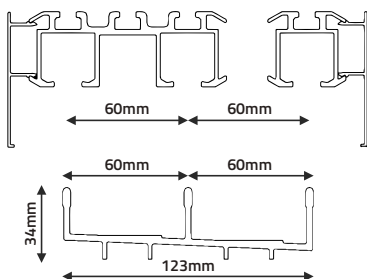
### TYP B - 2 TORY



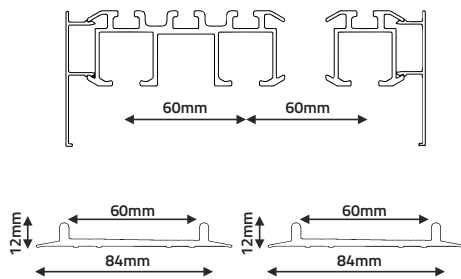
### TYP B SLIM - 2 TORY



### TYP C - 3 TORY

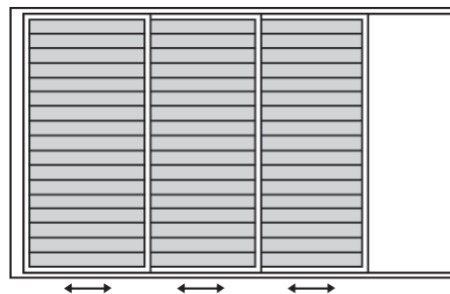


### TYP C SLIM - 3 TORY



## PANELS CONFIGURATION

### SLIDING PANELS

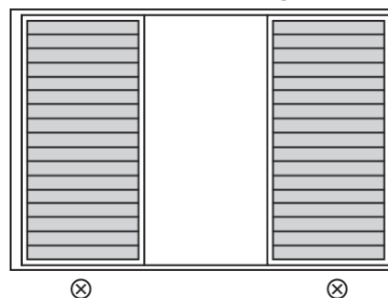


Sliding panels ensure full mobility of the system and free adjustable position of the panels. It is possible to choose a single- or double-sided sliding option.

The use of modern solutions ensures system exceptionally easy to install and use. The panels can move along one, two, three or four tracks, which gives a wide range of configuration possibilities.

The option of using rotating slats additionally increases the ability to regulate the level of illumination.

### FIXED PANELS

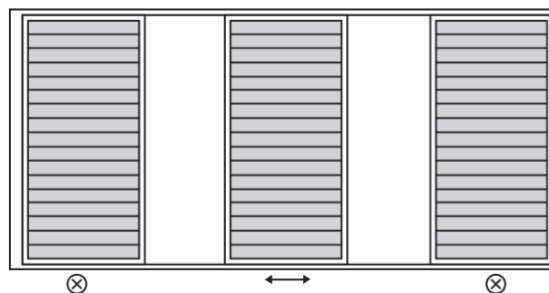


The fixed panels are a very simple solution, allowing permanent additional protection of any pergola, terrace or other roofing area against excessive sunlight, wind, sun and precipitation.

The possibility of a very wide system configuration and practically unlimited installation.

The option of using rotating slats, which additionally increase the ability to regulate the level of illumination.

### MIX - SLIDING & FIXED



Thanks to the use of modern solutions, WIN PANELS gives you the possibility to combine sliding and fixed panels in one system.

This combination gives an unprecedented possibility of any configuration, which will be able to meet even the highest requirements.

The option of using rotating slats, which additionally increase the ability to adjust the illumination level.

### SIZE OF 1 PANEL

	TYPE-1 & TYPE-2
MAX. WIDTH	1800 mm
MAX. HEIGHT	2800 mm
MAX. HEIGHT WITH HEAD RAIL AND BOTTOM RAIL	2900 mm

### INSTALLATION OF A SLIDING PANEL SYSTEM

The sliding panel system is mounted on the surface with the bottom profile can be recessed into the floor.

### INSTALLATION OF FIXED PANEL SYSTEM


Fixed panels are installed by fixing them directly to the floor or ceiling, using a special strip and screws.




ROTATING SLATS



FIXED SLATS



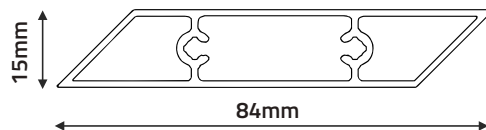
ROTATING + FIXED SLATS



In rotating slats ( Type 1),  
opening from 0 to 90 degrees.


PROFILES

PROFIL LAMELI

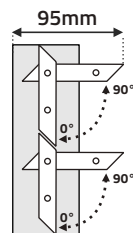


TYPE 1

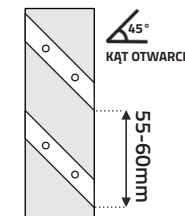
PROFIL FRONTOWY PANELU NA SZYBIE PRZESUWNEJ



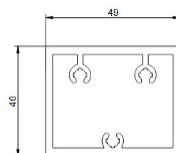
BOCZNY PROFIL PANELU Z LAMELAMI OBROTOWYMI



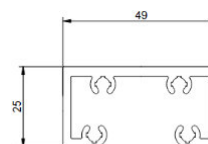
BOCZNY PROFIL PANELU Z LAMELAMI NIEOBROTOWYMI



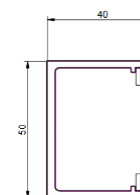
RAMA POZIOMA OKIENNICY



RAMA POZIOMA OKIENNICY DO SYSTEMÓW JEZDNYCH



RAMA PIONOWA OKIENNICY



# WIN PANELS COLOURS PALETTE

## FRAME


### STANDARD COLOURS



White-cream  
Structural  
(Close to RAL 9010)



Grey / Silver  
Structural  
(± RAL 9006)



Anthracite  
Structural  
(Close to RAL 7016)

### ADDITIONAL COLOURS



RAL 9016  
White - mat



White  
(Close to RAL 9010)



RAL 1013  
Cream



RAL 9006  
Grey / Silver



Gray Aluminium /  
GO (close to RAL  
9007)



RAL 7016  
Anthracite



Anthracite  
Structural



Anthracite metallic  
Structural / GO  
(Close to RAL 7016)



RAL 9005  
Brown Structural



RAL 8019  
Dark brown



RAL 9005  
Black mat



Black Structural  
(Close to RAL 9005)

## SLATS

The slats are available in the same colours as the frame, additionally the standard slat colour range is extended by four wood-like colours



Natural Oak 2DS



Winchester 8DS



Spruce 8DS



Wenge 3DS



## OUTSIDE WIN PANELS COLOUR PALETTE



TIGER COATINGS



ANY RAL COLOUR



WOOD-LIKE COLOURS



ANODISED COLOURS















