
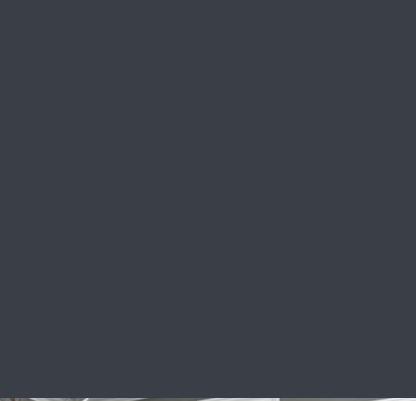





BEAUTY, STRENGTH, QUALITY



RHINO.IE

Why Choose A Rhino Door

At Rhino doors we are purely focused on manufacturing the very best composite door in Ireland that is **Custom Made** to your specifications.

When you choose to buy a Rhino Door, you can be sure that you are investing your money in a Beautiful, Strong, High Quality, Energy Efficient, Low Maintenance Door that will reliably serve this generation and the next. As a local Irish manufacturer, you can also be sure that you are supporting Irish jobs.

Beauty & Visual Appeal

We only make doors with the finest **grain definition**. Developed from the grain of real Oak tree's, our doors stand out for their authentic and well-defined wood grain.

With over 50 standard **door styles** in our range, and a choice of **2,800 colours**, we offer something for everyone. From solid doors to glazed doors, traditional to contemporary, understated and elegant to something that really stands out from the crowd, we've got the **perfect door for your home**.

Our door handles and letterboxes retain a **timeless look that won't date**, whilst our hinges are the most **discrete** available yet remain reliably strong.

The **inverted panelling** on our panelled doors lends a classy look to a Rhino Door unlike any other. With no protruding panels they remain sleek and strong, whilst also being extremely easy to keep clean. Our **T&G / Cottage** style doors (i.e. Bloom or similar) are a firm favourite, thanks mainly to the generous spacing of the grooves across the full width and full height of the door, this gives our T&G doors a much less fussy and **more traditional** appearance.

Strength & Security

As a **solid core engineered composite door** panel, you can rest assured that we offer the strongest door to protect your home. All our door panels exceed PAS 24, the door industry's enhanced security standard.

With a **high-density** CFC free polyurethane core, a **rigid** polymer frame, and a **high impact resistant** GRP skin, our door panel is the heaviest and most robust composite door you can buy. We use a heavy walled 5 chamber pvc frame, which is **fully reinforced** with heavy gauge steel.

Our **10-point lock** offers ultimate security and weathering. All our doors come with 1-star security as standard, meaning that they are **Anti Bump, Anti Pick, and Anti Drill**. We have an optional upgrade to 3-star security which will make it **Anti Snap**.

Quality & Durability

Each hand finished door has undergone rigorous **quality control** inspections at every stage of production to ensure that the door you receive is finished to an excellent standard.

Our tough and durable paint has been tested to **exceed the European Qualicoat Standards**, the highest quality standard for paint in Europe. When selecting the best paint to use we chose a car paint, as we wanted to ensure that we had a proven hard-wearing product, that would stand the test of time. As well as it's excellent hardness properties, our paint also offers excellent colour fastness, and is anti-stain. It is very easy to maintain and keep clean.

We only use **stainless steel** products for our Chrome and Gold handles, letterboxes, and traditional knockers. This offers excellent **anti-corrosion and strength**. It is a significant step up from the standard plated zinc used by other manufacturers.

Expertise

The **expert team** behind Rhino Doors take great pride in manufacturing your custom door. With over 12 years' experience manufacturing composite doors, we really know what we are doing when it comes to making doors. We are extremely proud of our knowledgeable, skilled and loyal staff, and our exceptionally low staff turnover.

Developing a great door is only half the work but having a **great team** behind it ensures we can consistently exceed expectations and take great pride in every door we manufacture.

Energy Efficiency & Weatherproofing

The solid core at the centre of our door is a **100% CFC free high-density polyurethane** which is the same material that is used to insulate the walls of your home. It makes sense to use the same material to insulate your door.

Our excellent energy efficiency can easily be demonstrated with our u-values as follows:

- Solid door in frame: **0.6 w/m2.k**
- Glazed door in frame: **0.7 w/ m2.k**

The Rhino Door u-values are **29% more energy efficient** than other composite doors.

Our heavy and solid doors are an excellent sound barrier, and with a weighted **sound reduction of 31 decibels**, you can be sure your Rhino Door will keep the outside noise to a minimum.

Other features including the evenly spaced **compression points** along our door lock, the **continuous seal** around the corners of our door slab, the **high rigidity** of both our door slab and frame, as well as the **high quality** sealing gaskets we use, all ensure that you have an extremely well-sealed door, ready to withstand the worst weather conditions.

Attention to Detail

And finally, the little details that make the Rhino Door the **best composite door** in Ireland today:

- **Door edge finishing:** fully finished and painted door edges are standard on all Rhino Doors.
- **45 degree chamfered corners** take the sharp edge off our door edges.
- By **hand painting** our doors we are able to retain a beautiful surface finish.
- Our standard **45mm door handle backset** looks great, but also ensures heavy keyrings are much less likely to get caught and damage your door or frame.
- Our discrete **slim hinges** look great and perform better than other hinge types.
- All of our **decorative door glass** is sealed into the centre of a 50mm triple glazed unit to ensure that they stay clean and are easily maintained.

We are confident that you will be extremely happy with your purchase of a Rhino Door.

John Dempsey - Managing Director



TABLE OF CONTENTS

Page 1 & 2	Why Choose a Rhino Door
Page 3	Table of Contents
Page 4	How to Choose your Rhino Door
Pages 5 - 6	Gregory / Bloom / Synge
Pages 7 - 10	Hennessy / Kavanagh / Yeats / Clark / O'Casey / Gallagher
Pages 11 - 14	Joyce / Shaw / MacLiammoir
Pages 15 - 16	Pearse / Higgins
Pages 17 - 18	Hyde / Bacon / Kennedy / O'Flaherty / Lane / Doyle
Pages 19 - 21	Plunkett / Sayers / Lavery / Beechey
Pages 22 - 24	Walsh / Gray
Pages 25 - 27	Boyle / Beckett / O'Connaire / Stephens / Beatty / Kelly
Pages 28 - 29	Wilde / Macken / Stoker
Pages 30 - 32	Behan / Gogarty / Moore / O'Sullivan
Pages 33 - 35	Murphy / O'Faolain / Lynch / Lewis / Brown / Coulter / Francis / Bowen
Page 36	MacNeice / Griffin / McDonagh
Page 37	Colour Range
Page 38	Rhino Door Features
Page 39 - 40	Selecting Your Glass
Page 41 - 42	Door Accessories
Page 43	Sidelights & Toplights
Page 44	Side Panels / Construction / Strength & Security
Page 45	Energy Efficiency / Notes & Sketch Area
Page 46	Door Style Options

HOW TO CHOOSE YOUR RHINO DOOR

Time to pick your perfect colour

There are countless different colours in nature, so why limit your door colour choice? At Rhino Doors we offer you a choice of 2,800 different colours. Simply select a RAL colour or British Standard colour code and we will do the rest.

We are all individuals, and each of our homes are unique. At Rhino Doors we believe your door is a key individual statement for the front of your home, so we let you colour it whatever way you want.

You may choose to have the same colour inside and outside, or you may choose different colours. White is a very popular colour for the inside of a door, as white on the inside will usually make the inside of your home feel more spacious. Cream is also a very popular colour for the inside of any door. The choice as always is yours.

Finally, why not spread the colour choice to your door frame also? At Rhino Doors we want you to have your door exactly the way you've always dreamed it would be. You can have your frame match the colour of your door leaf, or maybe you want something to contrast the colour. At Rhino Doors we let you decide.

Some of our more popular colours are represented on page 37, however, do bear in mind that we can produce any RAL colour or British Standard colour that you desire.

Select your favourite door style

With over 50 door styles to choose from, there is something to suit every taste. For a single page summary of our door styles please see page 46. You may also wish to browse through pages 5 – 36 for a more thorough presentation of our door styles.

From solid doors to glazed doors, traditional to contemporary, understated and elegant to something that really stands out from the crowd, we've got the **perfect door for your home**.

We've got the ideal glass for your Rhino Door

When it comes to selecting the perfect glass for your door, we are always flexible. Almost all glass ranges are available in all door styles, and we have a very wide selection of backing glass. For a full display of glass, please see our main pages from 5 – 36. Please also have look at pages 39 & 40 where we walk you through the full options when it comes to personalising your door glass, including changing the colour of your glass. Remember at Rhino Doors, we always triple glaze our glass for performance and ease of maintenance.

Handles, hinges and hardware

Our stylish range of sleek door furniture ensures you will have an exceptional choice of functional decorations to finish off your door. For our full range please see pages 41 & 42. With a wide range of colour choices, and multiple options on handle type, you are sure to find to perfect finish for your door.

How to order your Rhino Door

Your local door installer is the best person to advise you on the finer details of your Rhino Door purchase. Once you have decided which style of door you want to purchase, simply contact your local door expert and they will take care of the rest. If you are not familiar with any door installers in your local area please contact us via www.rhino.ie and we will be happy to put you in touch with someone in your area.

GREGORY | BLOOM | SYNGE



Gregory Door in Concrete Grey with White Frame and Fenit Sidelights



Synge Door in Dark Red



4 Panel Solid Doors



6 Panel Solid Doors



Synge Door in Steel Blue



Bloom Door in Pastel Blue



Bloom Door in Sable

HENNESSY | KAVANAGH | YEATS | CLARK | O'CASEY | GALLAGHER



Kavanagh Door in Black with Tuskar Glass



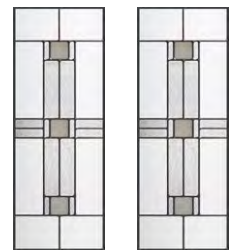
Kavanagh Door in Dusty Pink with Tory Glass



Kavanagh Door in Signal Violet with Bere Glass



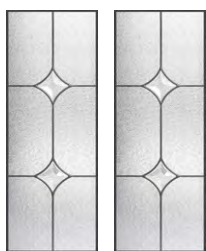
Hennessy Door in Duck Egg with Basket Glass



Basket Glass
Option



Hennessy Door in Pastel Blue with Bere Glass



Fenit Glass Option



Hennessy Door in Zinc Yellow with Fenit Glass




Hennessy Door in RAL 5003 Sapphire Blue with Aran Glass



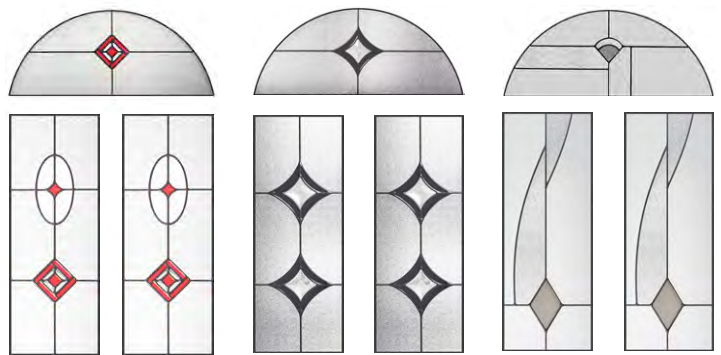
O'Casey Door in Silver Grey with Saltee Glass



O'Casey Door in Duck Egg with Aran Glass



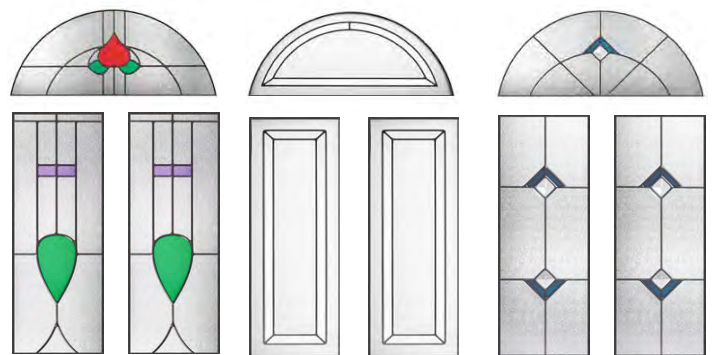
O'Casey Door in Purple Violet with Fenit Glass



Achill

Annagh

Aran



Lambay

Rathlin

Saltee



Clarke Door in Dark Red with Annagh Glass



Gallagher Door in Anthracite Grey with Rathlin Glass



Kavanagh Door in Pastel Blue with Scariff Glass & White Frame



Yeats Door in Black with Stippolyte Glass



Yeats Door in Dusty Pink with Satin Glass



Joyce Door in Steel Blue with Lambay Glass


JOYCE | MACLIAMMOIR | SHAW




Showroom Front Door Tory



Joyce Door in Concrete Grey with Aran Glass



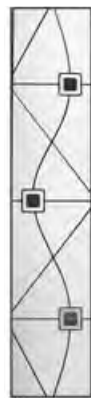
MacLiammoir Door in Pebble Grey with Scariff Glass



Annagh



Blasket



Bere



Rathlin



Tuskar



MacLiammoir Door in Dark Green with Achill Glass



Shaw Door in Dark Red with Fenit Glass




Shaw Door in Anthracite Grey with Saltee Glass



Joyce Door in Steel Blue with Tory Glass

PEARSE | HIGGINS



Pearse Door in Burgundy with Saltee Glass and finger pull Escutcheon




Higgins Door in Chartwell Green with Rathlin Glass



Pearse Door in Anthracite Grey with Satin Glass

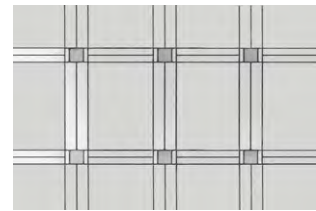


Higgins Door in Zinc Yellow with Annagh Glass

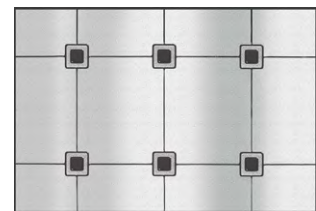


Higgins Door in Dark Red with Fenit Glass


Additional Glass Options



Blasket



Bere



Achill

HYDE | BACON | KENNEDY | O'FLAHERTY | LANE | DOYLE



Bacon Door in Pastel Violet
with Bere Glass




Doyle Door in Basalt Grey
with Tuskar Glass



Hyde Door in Pastel Orange
with Aran Glass



O'Flaherty Door in Purple Violet
with Basket Glass



Kennedy Door in Light Blue
with Saltee Glass



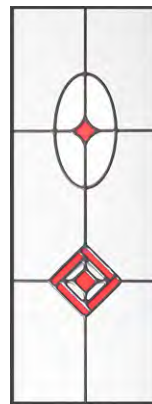
Lane Door in Pastel Turquoise with Aran Glass




Lane Door in Pebble Grey with Annagh Glass




Lane Door in Purple Violet with Bere Glass




Achill



Fenit




Lambay



Rathlin



Scariff



Tory

PLUNKETT | SAYERS | LAVERY | BEECHEY



Beechey Door in Anthracite Grey with Satin Clear Border Glass



Plunkett Door in Anthracite Grey with Bere Glass



Sayers Door in Black with Lambay Glass



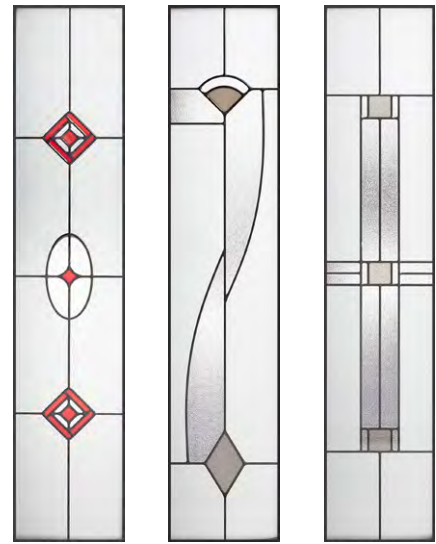
Sayers Door in Dark Red with Annagh Glass



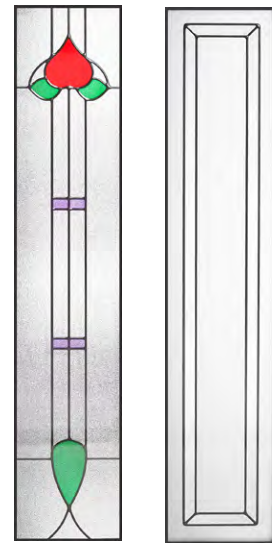
Plunkett Door in Pastel Blue with Fenit Glass



Beechey Door in Burgundy with Scariff Glass




Achill Aran Basket



Lambay Rathlin



Lavery Door in Steel Blue with Tuskar Glass



Saltee Tory

WALSH | GRAY



Walsh Door in Sable with Achill Glass.



Gray Door in Vermilion with Scariff Glass



Gray Door in Pale Green with Fenit Glass



Walsh Door in Black with Annagh Glass

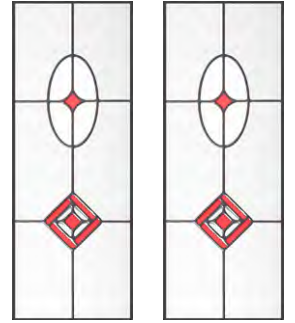


Gray Door in Pastel Blue with Tory Glass

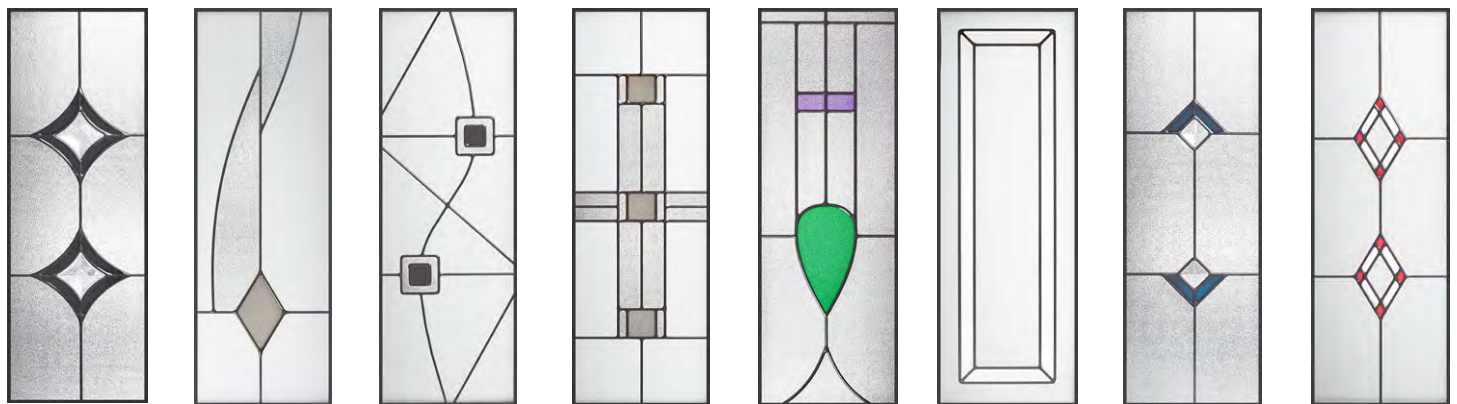
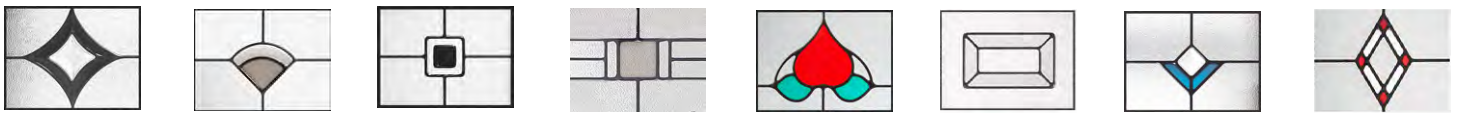


Walsh Door in Cement Grey with Achill Glass

GLASS PANEL OPTIONS



ADDITIONAL GLASS OPTIONS



Annagh

Aran

Bere

Blasket

Lambay

Rathlin

Saltee

Tuskar

BOYLE | BECKETT | O'CONNAIRE |
STEPHENS | BEATTY | KELLY



Beckett Door in Basalt Grey with Basket Glass



Boyle Door in Purple Violet with Lambay Glass



O'Connaire Door in White with Satin Glass



Beckett Door in Silver Grey with Aran Glass



Stephens Door in Chartwell Green with Tory Glass



Beatty Door in Steel Blue with Rathlin Glass

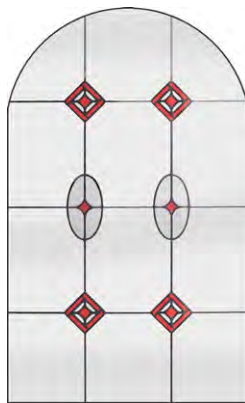


Kelly Door in Pebble Grey with Satin Glass




Boyle Door in Black with Scariff Glass

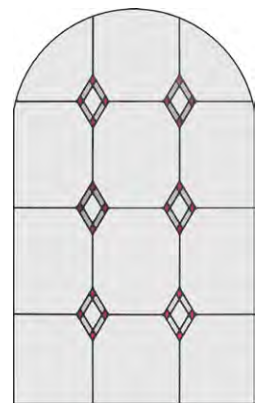
GLASS PANEL OPTIONS



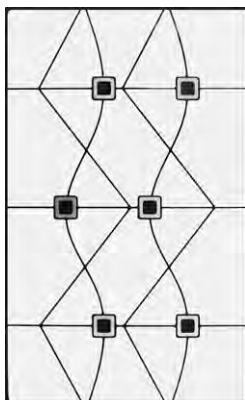
Achim




Annagh




Tuskar



Bere



Fenit



Saltee

WILDE | MACKEN | STOKER



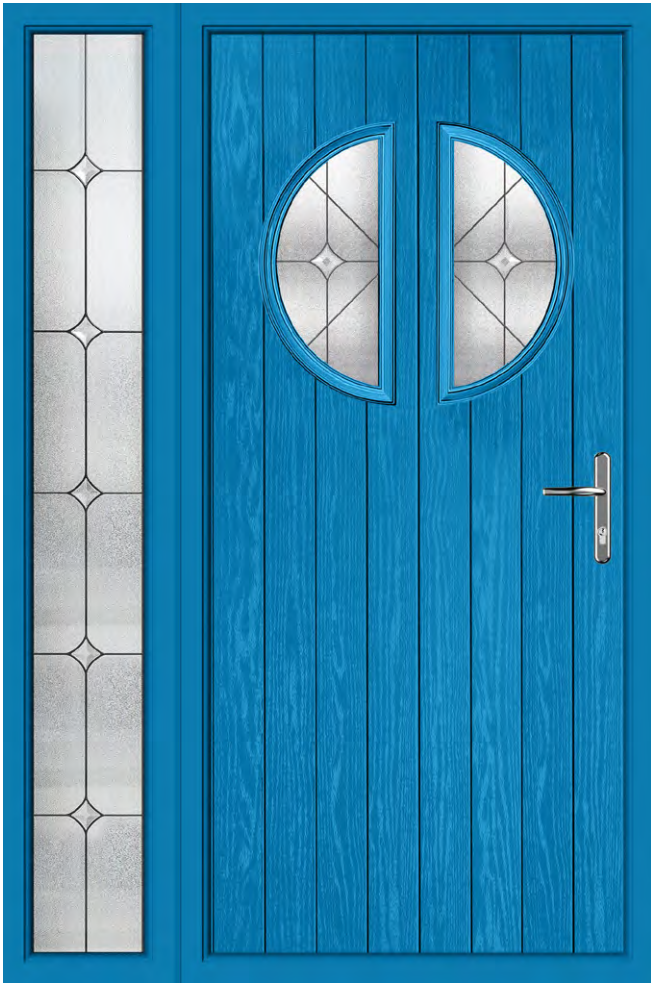
Wilde Door in Silver Grey with Bere Glass



Wilde Door in Mouse Grey with Fenit Glass



Wilde Door in Zinc Yellow with Scariff Glass



Macken Door in Sky Blue with Fenit Glass



Macken Door in Dusty Pink with Tory Glass



Stoker Door in Pastel Violet with Basket Glass

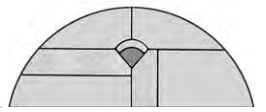


Stoker Door in Chartwell Green with Fenit Glass


GLASS OPTIONS



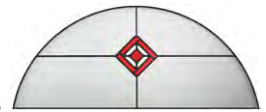
Annagh



Aran



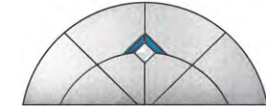
Lambay



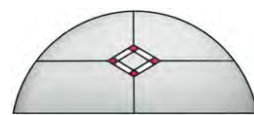
Achill



Rathlin



Saltee



Tuskar

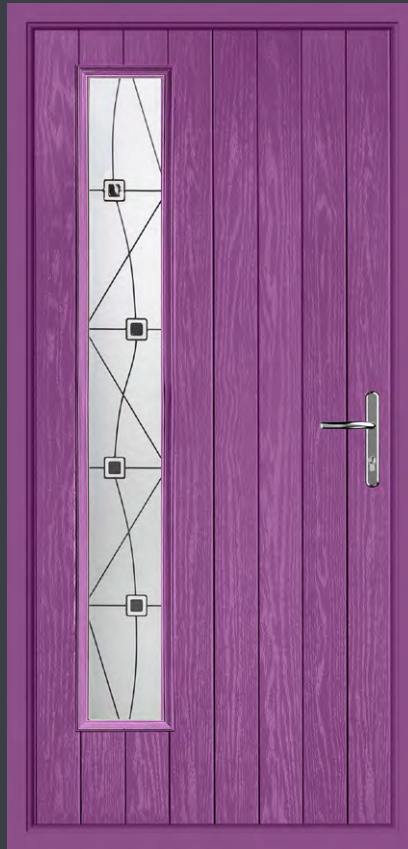
BEHAN | GOGARTY | MOORE | O'SULLIVAN




Behan Door in Purple Violet with Tory Glass



Behan Door in Water Blue with Aran Glass




Moore Door in Signal Violet with Bere Glass



Moore Door in Burgandy with Saltee Glass


[MOORE DOORS HAVE GLASS AT HINGE SIDE]



O'Sullivan Door in Jet Black with Fenit Glass



O'Sullivan Door in Sable with Basket Glass



Gogarty Door in Sky Blue with Fenit Glass and matching sidelight & toplight



Gogarty Door in Zinc Yellow with Aran Glass and matching sidelight & toplight

[GOGARTY DOORS HAVE GLASS AT LOCK SIDE]

ADDITIONAL GLASS OPTIONS




Achill



Annagh



Lambay



Rathlin



Scariff



Tuskar

MURPHY | O'FAOLAIN | LYNCH | LEWIS |
BROWN | COULTER | FRANCIS | BOWEN




Lewis Door in Burgundy with Saltee Glass

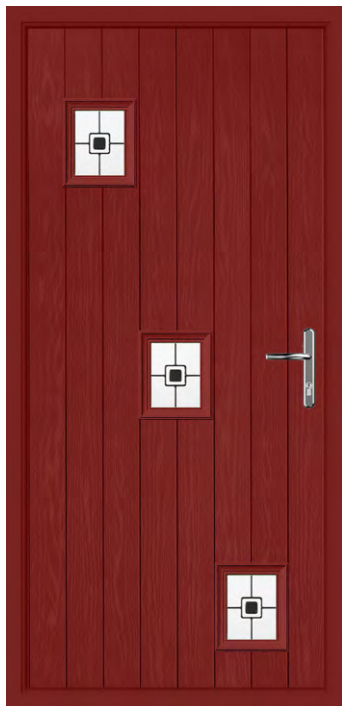


Murphy Door in Blue Grey with Basket Glass.

[MURPHY DOORS HAVE GLASS AT HINGE SIDE]



Bowen Door in Black with Tory Glass



Francis Door in Dark Red with Bere Glass


ADDITIONAL GLASS OPTIONS



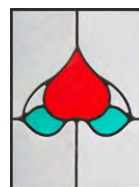
Achill



Aran



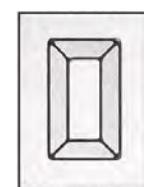
Fenit



Lambay



Tuskar



Rathlin



O'Faolain Door in Purple Violet with Bere Glass



Lynch Door in Duck Egg with Fenit Glass
[LYNCH DOORS HAVE GLASS AT LOCK SIDE]



Brown Door in Pastel Blue
with Scariff Glass



Coulter Door in Signal Violet
with Annagh Glass

MACNEICE | GRIFFIN | MCDONAGH



Griffin Door in Burgundy with Fenit Glass



MacNeice Door in Jet Black with Fenit Glass

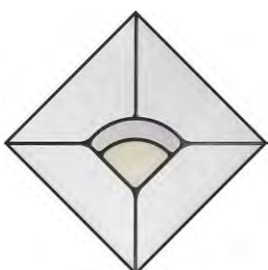


McDonagh Door in Dark Green with Achill Glass

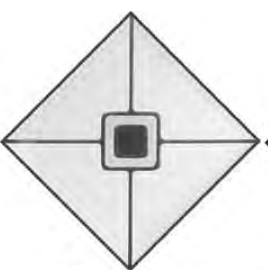
ADDITIONAL GLASS OPTIONS



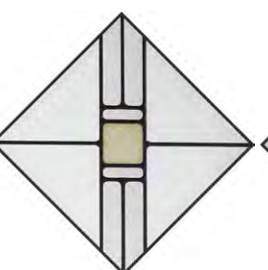
Annagh



Aran



Bere



Basket



Lambay




Rathlin



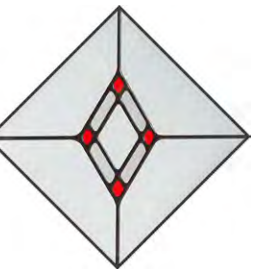
Saltee



Scariff



Tory



Tuskar

DOOR COLOUR RANGE

The colours listed should be used as a general guide only and do not match RAL colours exactly, due to the natural difference between printing inks and RAL paint. Please visit www.ral-colours.com, view a RAL / British Standard colour chart, or see a Rhino Door colour swatch for more accurate colour representation.

FAVOURITES

It is possible to order your Rhino Door in any RAL or British Standard Colour



White



RAL 3005
Burgundy




RAL 6009
Fir Green



RAL 7016
Anthracite Grey



Chartwell Green



RAL 9001
Cream



RAL 7001
Silver Grey




RAL 3011
Dark Red



RAL 8022
Black Browne



RAL 4007
Purple Violet



BS 16 C 33
Duck Egg



RAL 5011
Steel Blue



RAL 7023
Concrete Grey



RAL 4009
Pastel Violet




RAL 7015
Slate Grey



RAL 5021
Water Blue



RAL 5012
Light Blue



RAL 7033
Cement Grey



BS 04 B 21
Sable / Sierra



RAL 7012
Basalt Grey



RAL 5024
Pastel Blue



RAL 7032
Pebble Grey



BS 04 B 17
Dusty Pink



RAL 9005
Jet Black



RAL 6034
Pastel Turquoise



RAL 2003
Pastel Orange



RAL 1018
Zinc Yellow



RAL 8007
Fawn Browne



RAL 4008
Signal Violet



ANY RAL



R4/R363
Marron



RAL 7038
Agate Grey



RAL 5015
Sky Blue

Over 2800 colours for your door.
Choose any RAL or British Standard colour.

RHINO DOOR FEATURES

Beautiful Doors

Choose from a huge range of over 50 door styles.
 The best wood grain definition of any composite door in Ireland, developed from the grain of real Oak trees.
 Hand finished with great care and attention.
 Elegant handles and letterboxes.
 Slim and discrete hinges.
 Every door is custom made just for you.
 Broadest range of over 2,800 colours. RAL Classic, RAL Elite, RAL Design, or BS (British Standard) colours all available.
 Door edge fully finished (filled, sanded and painted to match door face colour).
 Inverted panelling for a great look.
 Tongued and grooved effect on T&G / Cottage doors is full height and full width for a much more traditional and less fussy appearance.
 Spy holes are optional, not mandatory.
 Discrete 45-degree chamfer on corners removes sharp edges from door.
 10mm more space between handle and frame than other doors for a more balanced look.
 12 decorative glass ranges to add style to any door.
 Non-decorative glass styles choices to suit all tastes.
 Chamfered pvc frame for visually clean lines.
 Discrete coupling system with flat cover cap.
 Ultra-small corner welds on pvc frame for a better appearance.

Strong Doors

70mm solid core engineered composite door slab exceeds PAS 24 specifications.
 High density CFC free polyurethane core.
 Rigid polymer frame in slab will not warp, split, crack or allow any water to penetrate.
 High impact resistant 2mm thick GRP skin.
 Structurally bonded polyurethane core for extra strength.
 Solid hardwood slab subframe.
 No history of skin delamination.
 Heavy walled 5 chamber pvc frames, fully reinforced with heavy gauge galvanised steel.
 Extra strong coupling for sidelights and toplights.
 Hinges are stronger than alternatives.
 10-point high security lock with excellent spread of compression points, 2 hooks, and 2 anti-jemmy pins.
 Anti Bump, Anti Pick and Anti Drill as standard.
 Optional upgrade to Anti Snap.

Quality Doors

Rigorous quality control inspections at every stage of manufacture.
 Tough and durable paint exceeds rigorous European Qualicoat Standard.
 Handles and letterboxes made from Stainless Steel (other handles made from zinc).
 Each door hand finished to ensure quality.
 Precompression on roller cams extend lifetime of locks and handles.
 Double rebate composite door & frame.
 High quality German engineered double weather seal all around door.
 Strategically located roller cams offering excellent compression.
 Thermally broken wheelchair threshold.
 10-year warranty.

Expert Team

Knowledgeable and experienced staff.
 Owner led business.
 Extremely low staff turnover rate.
 Highly skilled team.

Energy Efficiency U-Value Rating

Solid door in frame: 0.6 w/m2.k
 Glazed door in frame: 0.7 w/m2.k

Acoustic performance: Weighted sound reduction of 31 decibels

Triple Glazing

All door glass triple glazed 50mm units.
 All sidelight glass triple glazed 36mm units.
 Decorative glass placed in middle pane to maintain aesthetic appearance, and to make cleaning of glass easier.
 Full range of backing glass available.

Easily Maintained

Your Rhino Door has been designed to be easily maintained.
 To keep your door clean, prolong the life of your surface finish, and protect your warranty, we recommend that you only use warm soapy water (washing up liquid is ideal) with a lint free cloth and wipe dry with a soft clean cloth. How often will depend on where you live. In a coastal or heavily industrialised area or near a main road, cleaning may need to be more often. PLEASE DO NOT...


- Use abrasive cleaners or scouring pads
- Apply any type of bleach or solvent
- Have any contact with any sharp objects
- Use pressure washers or steam cleaners
- Apply any adhesives of any type or tack

SELECTING YOUR GLASS

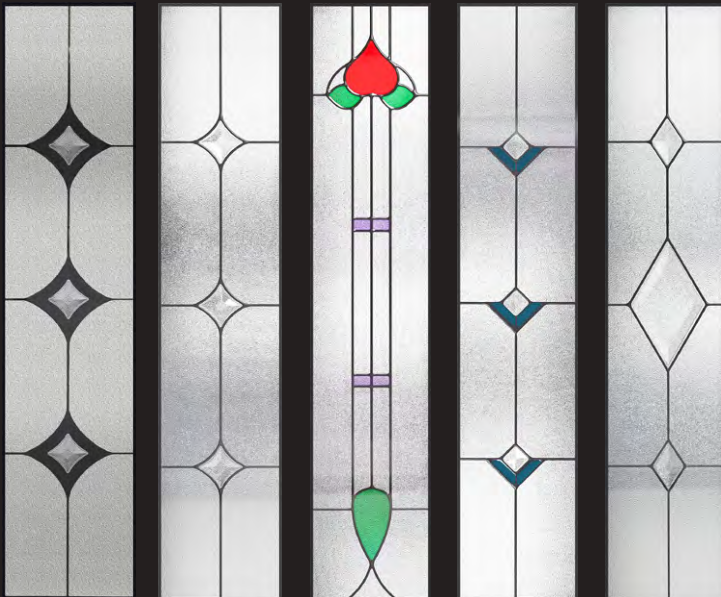
DECORATIVE GLASS STYLES

Designs on Satin

These glass styles have the decorative glass laid out on a satin centre pane with clear glass on both the inside pane (known as backing glass) and the outside pane, this is how they are presented in the brochure. You can of course change the centre pane to clear, and you can also change the backing glass to a form of privacy glass (see non-decorative glass below).



Achill Bere Rathlin Scariff Tuskar



Annagh Fenit Lambay Saltee Tory

Designs on clear centre

This range of glass styles has been produced using clear glass for the centre pane and are all shown with stippolyte backing glass. Again, you can change the backing glass to whatever non-decorative glass you prefer, or you may select clear as a backing glass if you wish.



Aran Blasket

Dual texture glass

This close up of our Aran style glass with a Stippolyte backing demonstrates clearly the dual textured effect available from both Aran and Blasket glass styles.



For our dual texture glass, we firstly lay the design down on a satin centre pane. Then we select panels within the design and we make these clear. In the images shown we have then placed a stippolyte glass behind, this has the effect of creating a new and exciting dual textured appearance. You can of course place a backing glass of your own choice behind.

NON-DECORATIVE GLASS STYLES

For some homeowners, there is nothing more elegant than a well chosen non-decorative glass. We have presented here some of the more readily available options. It is always possible to choose clear glass either.



Flemish – Privacy Level 1



Minster – Privacy Level 2



Contora – Privacy Level 3



Stippolyte – Privacy Level 4



Cotswold – Privacy Level 5

We also offer full Satin glass, which is a totally private glass type, and Satin with a clear border, which is totally private, but with a clear border all round the edge of approximately 25mm. Satin Clear Border is demonstrated in the image adjacent.

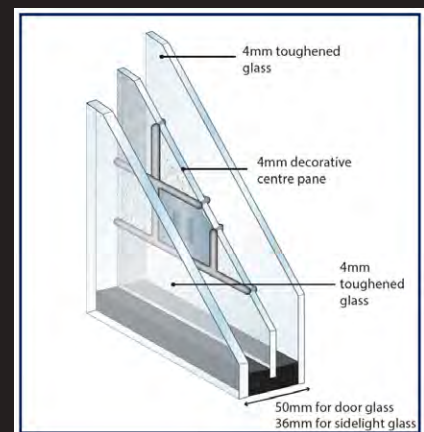


COLOUR IN GLASS

It is possible to change the colours in the decorative glass if desired. Simply let us know your perfect colour, and we will make it happen.

GLASS SPECIFICATIONS

Rhino Doors glass units are always triple glazed as standard. We use a 50mm triple glazed unit in our door glass, and a 36mm triple glazed unit in our sidelight glass. The decorative pane is sealed into the centre to make it easily maintained. We always use energy efficient warm edge spacer bars



Satin Clear Border glass is made with a 40mm border from glass edge, this is approximately a 25mm visible border when glazed. Colours in glass cannot be guaranteed to be exact match to colours on doors as they are two different processes. Decorative units are handcrafted and may contain very slight imperfections from time to time, this does not affect the performance of the glass. The glass illustrated throughout this brochure is in its standard format and is how it will be manufactured unless you specify otherwise. For full images of all our glass range, and to be able to enlarge the images, please visit our website www.rhino.ie

RHINO DOOR ACCESSORIES

Our handles, urn knockers and letterboxes are all made from stainless steel which has incredible anti corrosion properties. Stainless steel easily outperforms the alternatives made from zinc. Our Doctors Knockers and Door Knobs are made from solid brass.


HANDLES

Standard door handles are available in two different styles, and each style is available with two different functions.

Lever / lever handles have the same elegant handle inside and outside, lever / pad handles have a traditional pad external handle.

Inline handles will operate an unlocked door from outside. Offset handles will always require a key to open them from the outside.

Available handle colours are Chrome, Satin Silver, Gold, Brushed Steel, White and Black.



KNOCKERS

Urn door knockers are available in the following styles:

- Traditional Urn
- Traditional Urn with spy
- Slimline Urn

The above styles are available in Chrome, Satin Silver, Gold, Brushed Steel, White and Black.



Urn & Slim Knocker also available in Brushed Steel and white.

DOCTORS KNOCKER



DOOR KNOBS



HERITAGE SLAM

This locking system is offered in two styles:

- Contemporary 1100mm offset straight pull bar handle with oval escutcheon.
- Traditional finger pull escutcheon.



LOCK

3* security finger pull escutcheons available in Chrome, Satin Silver and Gold



1100mm offset pull bar handle shown with oval escutcheon

Good to know...

We supply a straight pull bar handle in offset / cranked position to allow easiest access to the key / thumb turn as standard. If you would like a different shape or an inline handle, just let us know.



RHINO DOOR ACCESSORIES CONT'D

LETTERBOX

Our letterboxes are both beautiful and tough. The elegant lines are strongly supported by their tough stainless steel composition.




Stainless steel letterplates – image shown is chrome



Satin




Gold



Brushed Steel



Black



White

THRESHOLD OPTIONS

Thresholds are available in Standard (pvc), Slim (pvc), or Low Aluminium. The pvc thresholds will be coloured to match your door frame, whilst the Low Aluminium threshold is available in either Satin Silver or Gold.



Standard



Slim



Low Aluminium

HINGES

Our discrete hinges combine the best of great looks and strength.


Available in White, Chrome, Satin Silver, Gold, and Black as standard.

Also available in Anthracite Grey and Cream at extra charge.




All Rhino Doors come with a 45mm backset as standard, offering you a better looking and better performing handle.

On some very narrow doors we may need to fit a 35mm backset



35mm backset. Note keys overlapping the frame - these can cause damage to your door




45mm backset. Note that the same keys are now clear of the frame - less damage to door

SIDELIGHTS AND TOPLIGHTS

We have the capability to produce a wide range of frame variations to suit each individual home.

Please speak with your expert local installer, who will be best placed to advise which frame setup is most suited to your requirements.

Arches and angles are also available.



SIDELIGHT GLASS

Our entire glass range as per page 39 is available in sidelight or toplight glass. You will see a range of sidelights illustrated across the main part of our brochure from pages 5-36. The exact layout of your decorative glass will be customised to best suit the frame style you have selected for your sidelight or toplight.



RHINO COMPOSITE DOUBLE DOORS

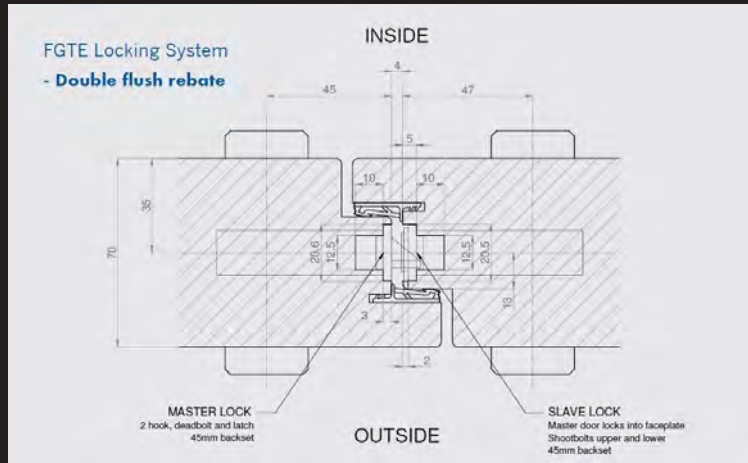


Rhino Composite Double Doors are the latest addition to our product offering.

Available in all colours and all door styles within our range, it is suitable for any door opening from 1658mm to 1890mm wide. Sidelights and extensions can be added to our double doors for wider openings.

Our unique triple rebate removes the requirement for a pvc floating mullion, which gives a flush finish at the door meeting for a more traditional look. Choose from any of our PVC thresholds.

Lever / Lever or Lever / pad (inline) options for handles and key alike cylinders as standard.



DOOR CONSTRUCTION

- 70mm solid core engineered composite door slab exceeds PAS 24 specifications.
- High density CFC free polyurethane core.
- Rigid polymer frame in slab will not warp, split, crack or allow any water to penetrate.
- High impact resistant 2mm thick GRP skin.
- Structurally bonded polyurethane core for extra strength.
- Solid hardwood slab subframe.
- Polyurethane is the same material used to insulate the walls of your house
- Strong & Energy Efficient

STRENGTH & SECURITY



Rhino Doors are built tough. Solid core door slab, strong pvc frame, high security 10 point lock, strong hinges, triple glazed glass, stainless steel handles, heavy gauge reinforcing, impact resistant GRP.

We have engineered strength and security into every part of our door.



ENERGY EFFICIENCY

Traditional Door vs The Rhino Door



Photographs show the thermal efficiency of each of the doors we tested. The darker the blue, the less heat is being lost. Reds and greens – the predominant colours on the timber door – indicates high heat loss.

We all worry about how much energy our homes use. The rising cost of our energy bills and our impact on the environment mean we want to keep our consumption to a minimum. One of the best ways to do this is to choose thermally efficient products that keep warmth in and cold out, saving money and emissions.


Rhino Door Solid: 0.6 w/m2.k (Gregory style)
Rhino Glazed Door: 0.7 w/m2.k (Hennessy style)

U Value	Area	U Value	Area	U Value	Area	U Value	Area
0.6	1.500	0.6	1.500	0.6	1.500	0.6	1.500
0.7	1.500	0.7	1.500	0.7	1.500	0.7	1.500
0.6	1.500	0.6	1.500	0.6	1.500	0.6	1.500
0.7	1.500	0.7	1.500	0.7	1.500	0.7	1.500

Doorset U Value for Unit: 0.6 W/m².K

NOTES SKETCH

DOOR STYLE OPTIONS





Units 27-29,
Gorey Business Park,
Ramstown,
Gorey,
Co. Wexford Y25 E177

RHINO.IE

